



Environmental Policy NA0130, 40106.1112

7.5 Hp

Pace of study = 100%

Education cycle = Advanced D

Course leader = Ing-Marie Gren

Evaluation report

Evaluation period: 2012-04-27 - 2012-05-11

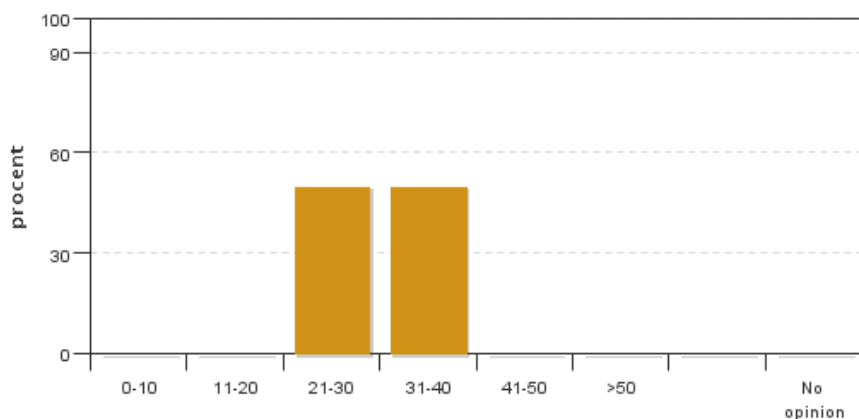
Answers 2

Number of students 11

Answer frequency 18 %

Mandatory standard questions

1. How many hours per week have you on average spent on the course, including scheduled time?

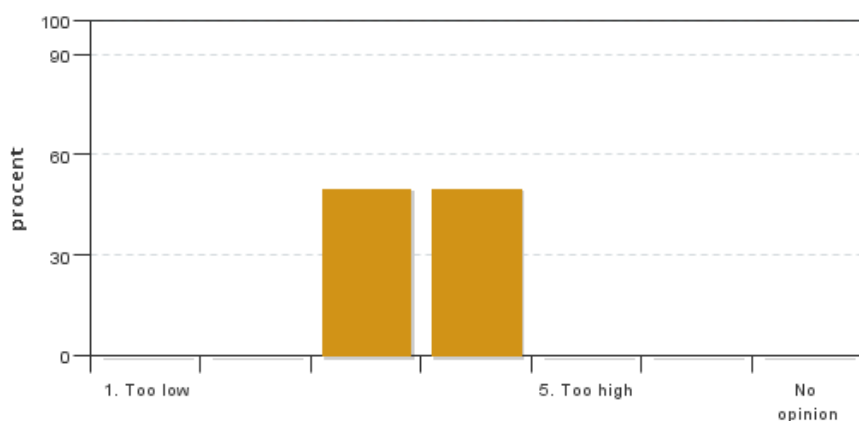


Answers: 2
Medel: 30,0
Median: 21-30

0-10: 0
11-20: 0
21-30: 1
31-40: 1
41-50: 0
>50: 0

No opinion: 0

2. How do you estimate your background knowledge before the course?

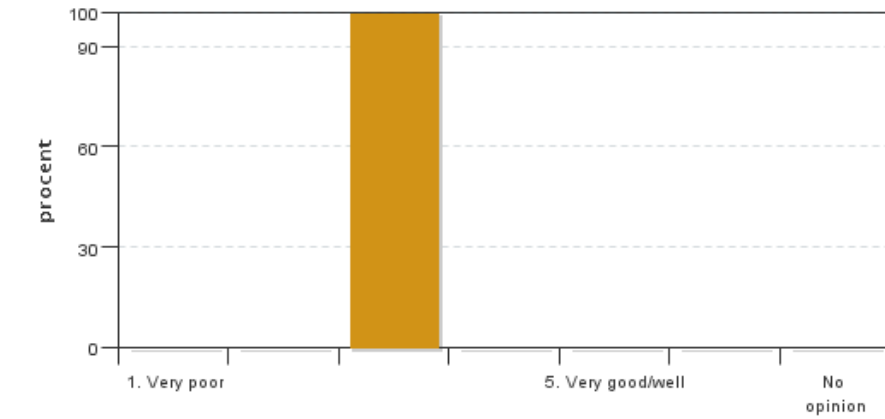


Answers: 2
Medel: 3,5
Median: 3

1: 0
2: 0
3: 1
4: 1
5: 0

No opinion: 0

3. How has the administration of the course worked?

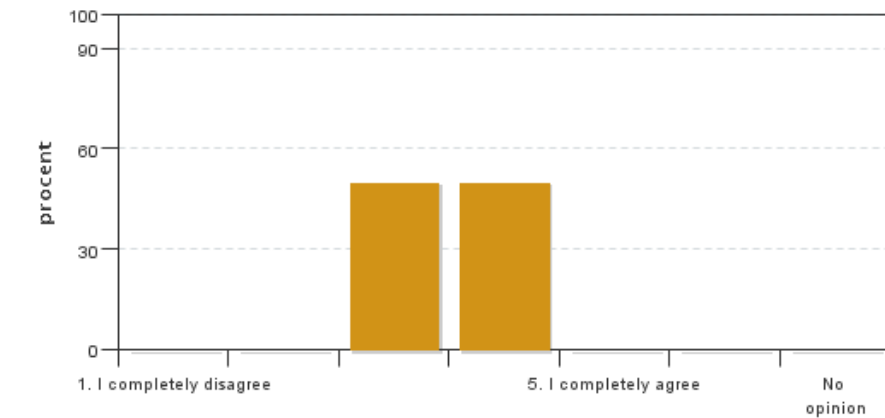


Answers: 2
 Medel: 3,0
 Median: 3

1: 0
 2: 0
 3: 2
 4: 0
 5: 0

No opinion: 0

4. The overall impression of the course is very good.

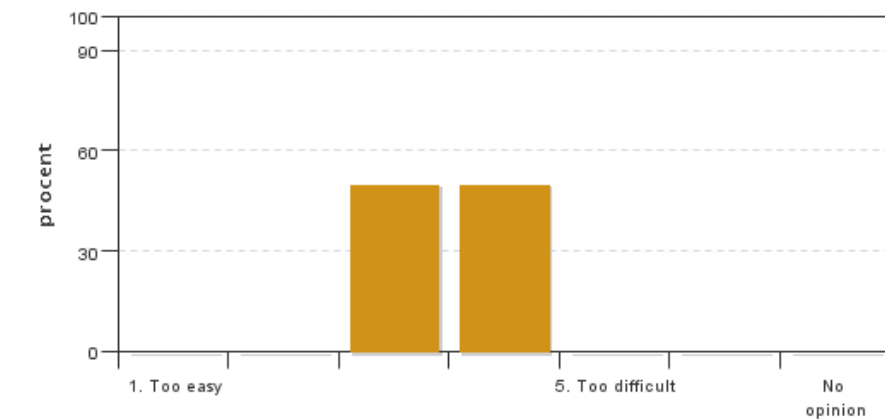


Answers: 2
 Medel: 3,5
 Median: 3

1: 0
 2: 0
 3: 1
 4: 1
 5: 0

No opinion: 0

5. The level of difficulty for this course has been

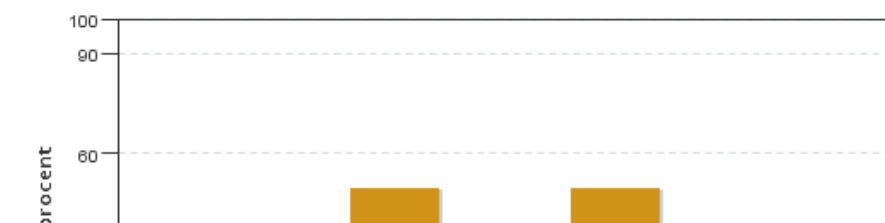


Answers: 2
 Medel: 3,5
 Median: 3

1: 0
 2: 0
 3: 1
 4: 1
 5: 0

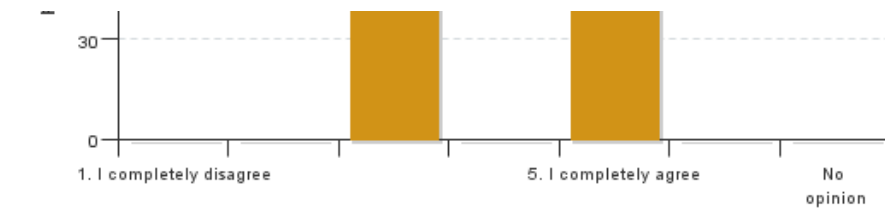
No opinion: 0

6. I consider that this course has taken up all of the learning outcomes described in the course syllabus. If you select (1), (2), (3), or (4) please describe which learning outcome(s) has/have not been sufficiently covered.



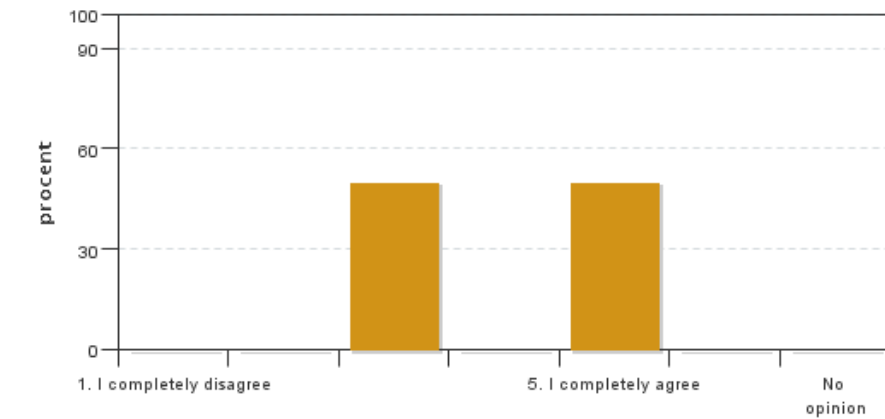
Answers: 2
 Medel: 4,0
 Median: 3

1: 0
 2: 0
 3: 1



4: 0
 5: 1
 No opinion: 0

7. The grading criteria were clear and easy to understand



Answers: 2
 Medel: 4,0
 Median: 3

1: 0
 2: 0
 3: 1
 4: 0
 5: 1
 No opinion: 0

Course leaders comments

No comments from the teacher

Student representatives comments

No comments from the student representatives