



Digital Landscape Visualisation LK0368, 10125.2021

15 Hp
Pace of study = 100%
Education cycle = Advanced
Course leader = Anders Westin

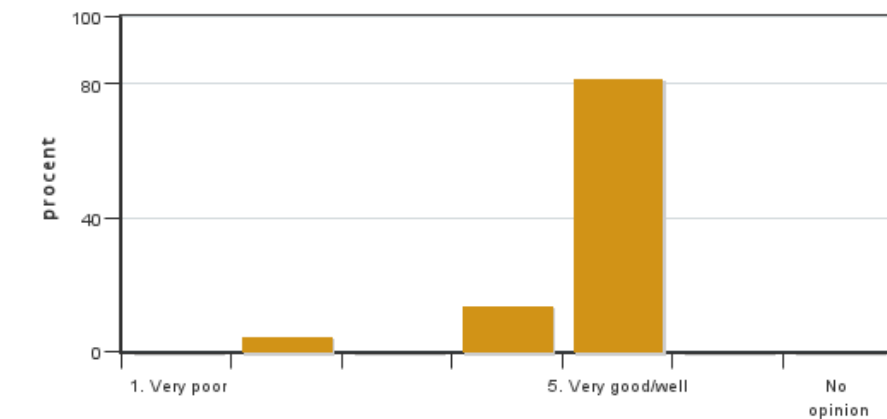
Evaluation report

Evaluation period: 2020-10-25 - 2020-11-15

Answers 22
Number of students 36
Answer frequency 61 %

Mandatory standard questions

1. My overall impression of the course is:

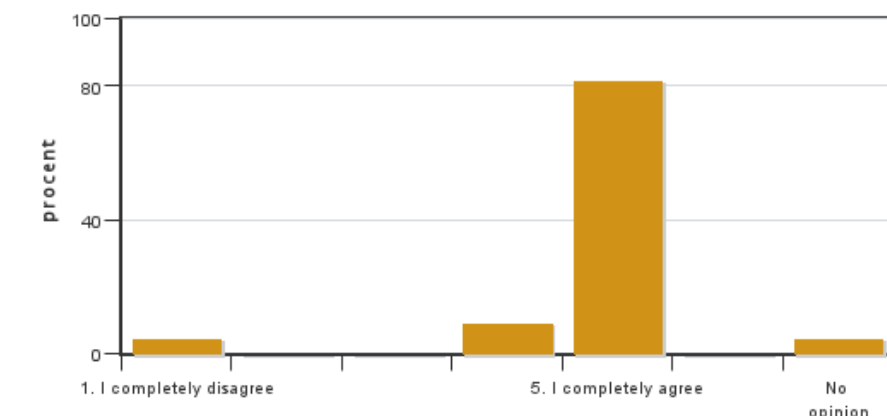


Answers: 22
Medel: 4,7
Median: 5

1: 0
2: 1
3: 0
4: 3
5: 18

No opinion: 0

2. I found the course content to have clear links to the learning objectives of the course.

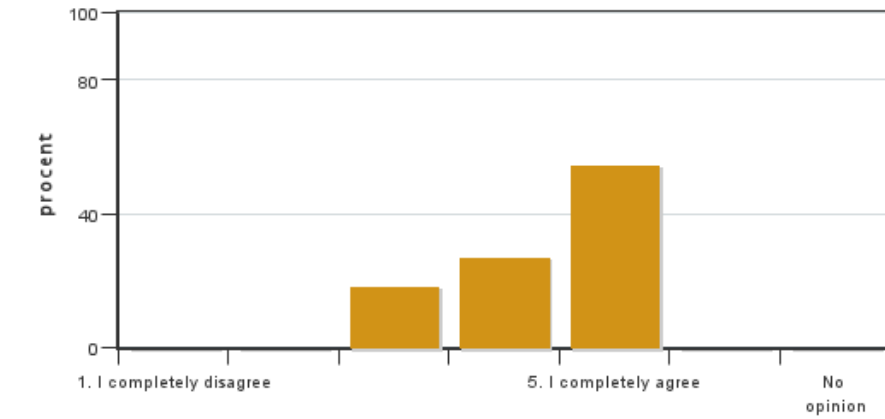


Answers: 22
Medel: 4,7
Median: 5

1: 1
2: 0
3: 0
4: 2
5: 18

No opinion: 1

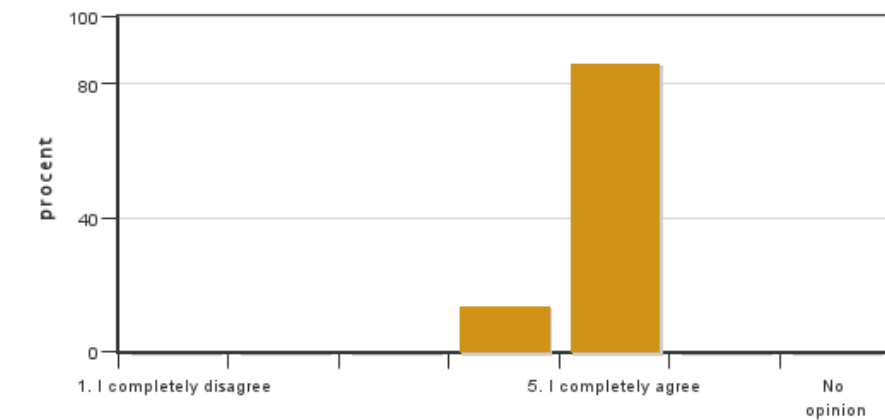
3. My prior knowledge was sufficient for me to benefit from the course.



Answers: 22
 Medel: 4,4
 Median: 5

1: 0
 2: 0
 3: 4
 4: 6
 5: 12
 No opinion: 0

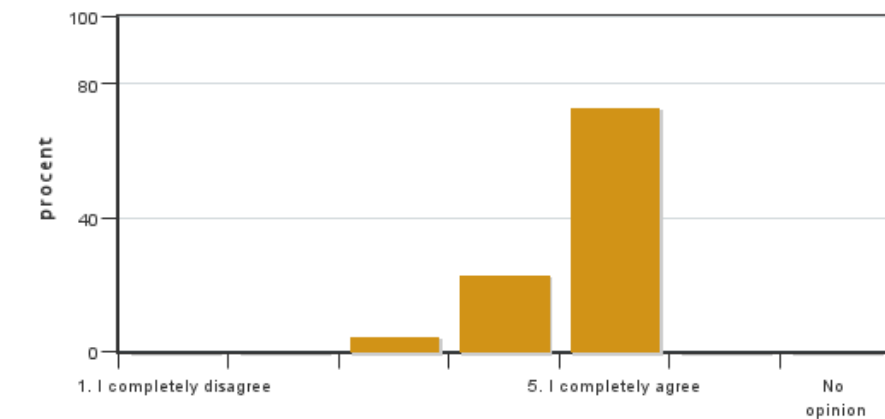
4. The information about the course was easily accessible.



Answers: 22
 Medel: 4,9
 Median: 5

1: 0
 2: 0
 3: 0
 4: 3
 5: 19
 No opinion: 0

5. The various course components (lectures, course literature, exercises etc.) have supported my learning.



Answers: 22
 Medel: 4,7
 Median: 5

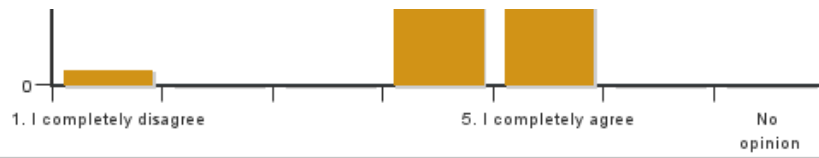
1: 0
 2: 0
 3: 1
 4: 5
 5: 16
 No opinion: 0

6. The social learning environment has been inclusive, respecting differences of opinion.



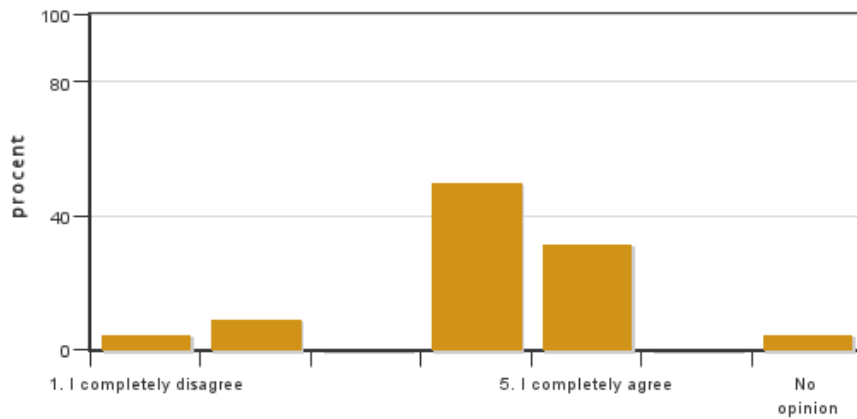
Answers: 22
 Medel: 4,5
 Median: 5

1: 1
 2: 0
 3: 0
 4: 6
 5: 15



No opinion: 0

7. The physical learning environment (facilities, equipment etc.) has been satisfactory.



Answers: 22

Medel: 4,0

Median: 4

1: 1

2: 2

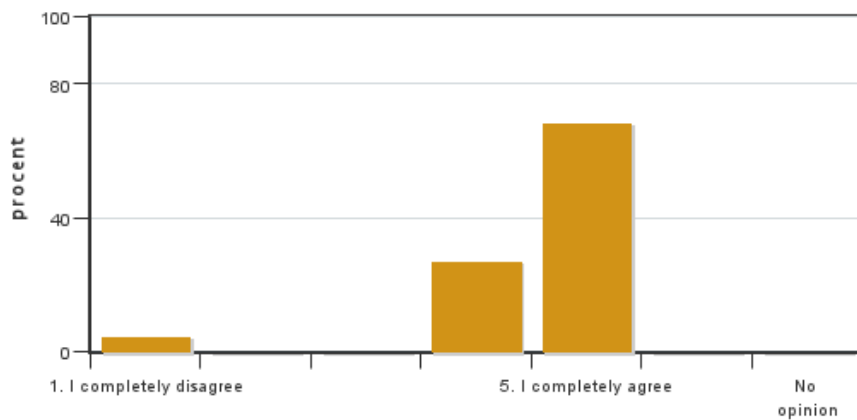
3: 0

4: 11

5: 7

No opinion: 1

8. The examination(s) provided opportunity to demonstrate what I had learnt during the course (see the learning objectives).



Answers: 22

Medel: 4,5

Median: 5

1: 1

2: 0

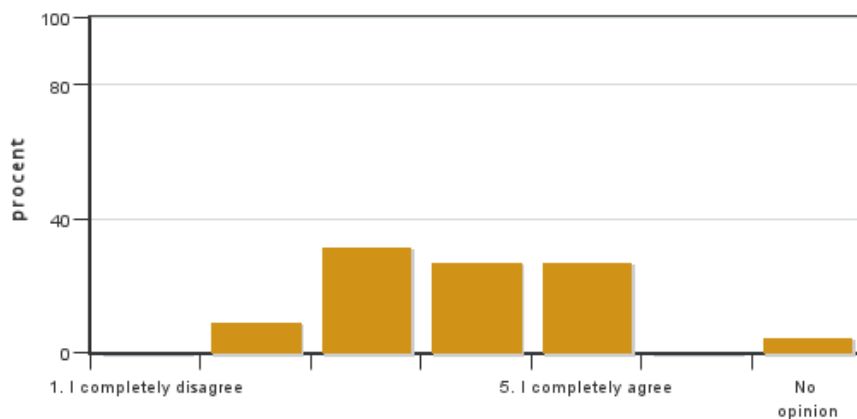
3: 0

4: 6

5: 15

No opinion: 0

9. The course covered the sustainable development aspect (environmental, social and/or financial sustainability).



Answers: 22

Medel: 3,8

Median: 4

1: 0

2: 2

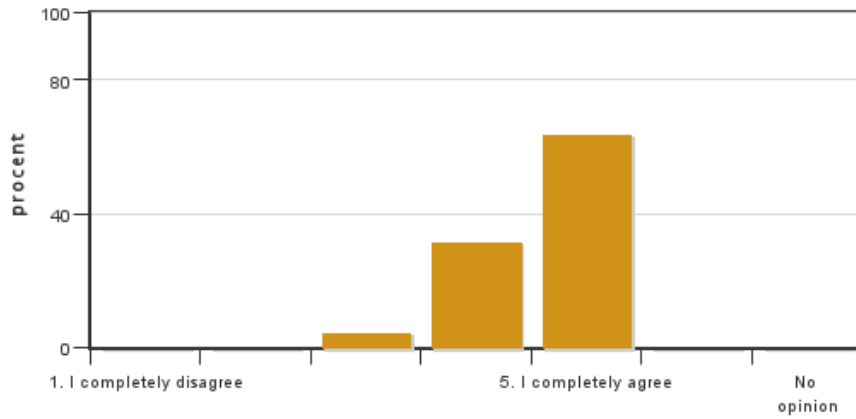
3: 7

4: 6

5: 6

No opinion: 1

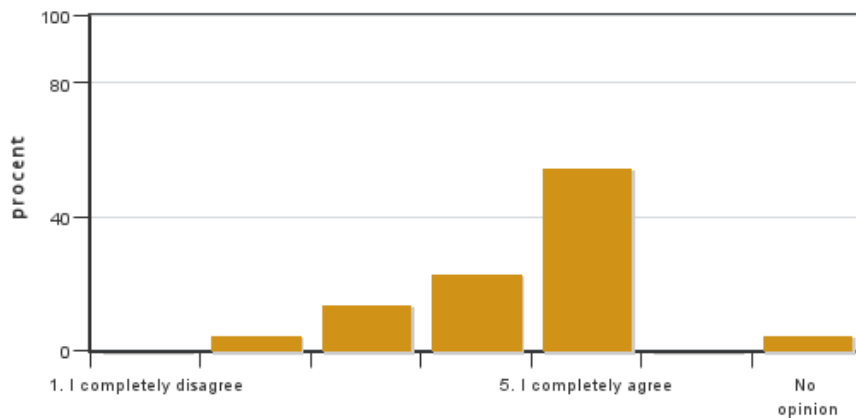
10. I believe the course has included a gender and equality aspect, regarding content as well as teaching practices (e.g. perspective on the subject, reading list, allocation of speaking time and the use of master suppression techniques).



Answers: 22
 Medel: 4,6
 Median: 5

1: 0
 2: 0
 3: 1
 4: 7
 5: 14
 No opinion: 0

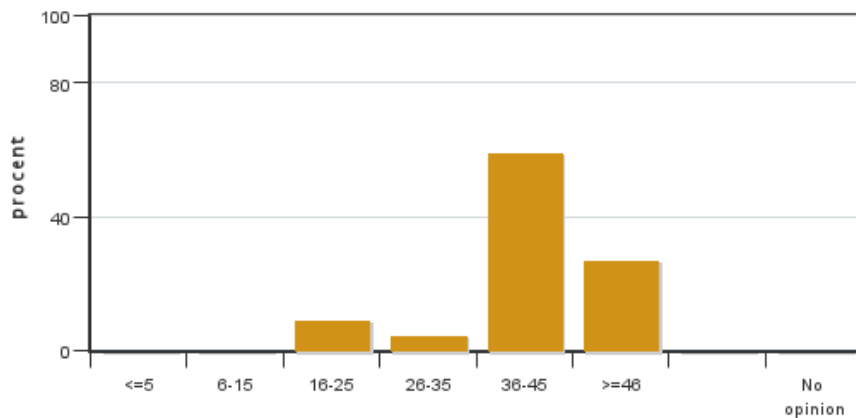
11. The course covered international perspectives.



Answers: 22
 Medel: 4,3
 Median: 5

1: 0
 2: 1
 3: 3
 4: 5
 5: 12
 No opinion: 1

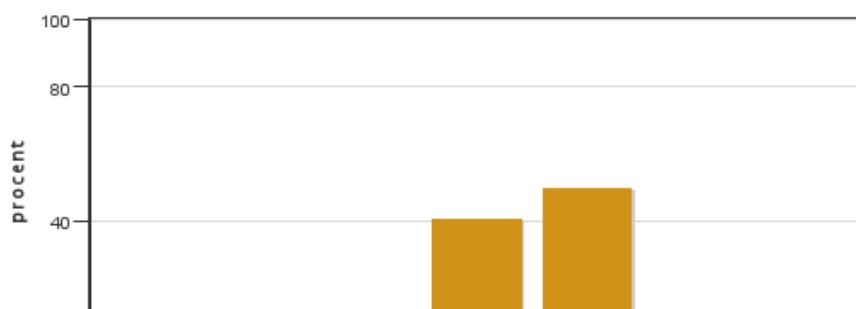
12. On average, I have spent ... hours/week on the course (including timetabled hours).



Answers: 22
 Medel: 39,4
 Median: 36-45

≤5: 0
 6-15: 0
 16-25: 2
 26-35: 1
 36-45: 13
 ≥46: 6
 No opinion: 0

13. If relevant, what is your overall experience of participating in all or part of your course online?



Answers: 22
 Medel: 4,4
 Median: 4

1: 0
 2: 0
 3: 2
 4: 9
 5: 11
 No opinion: 0

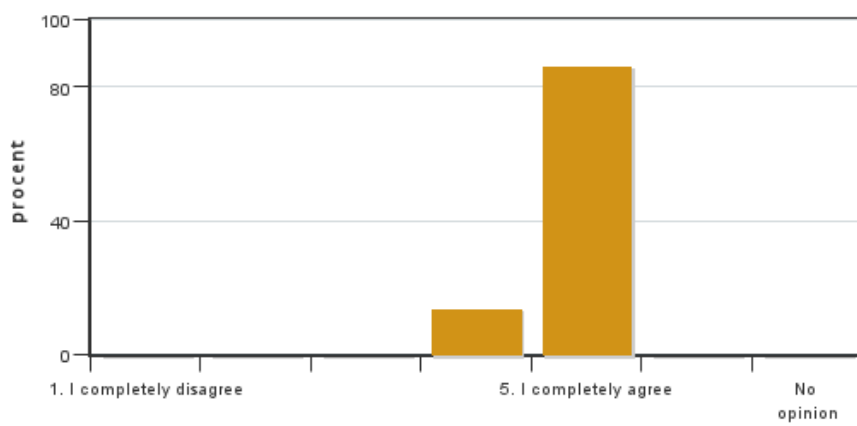


14. If relevant, please share what worked well when participating in teaching on distance

15. If relevant, please share what worked less well when participating in teaching on distance

Additional own questions

16. I think that the SketchUp week was good, both when it comes to lectures (Anders Westin) and exercises.

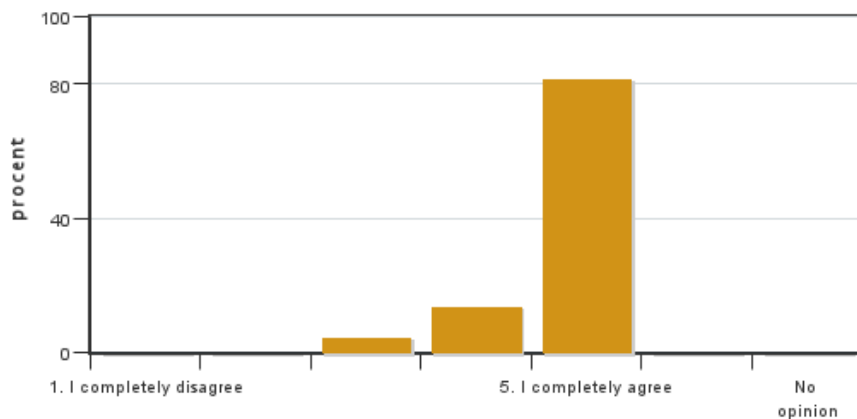


Answers: 22
 Medel: 4,9
 Median: 5

1: 0
 2: 0
 3: 0
 4: 3
 5: 19

No opinion: 0

17. I think that the V-Ray week was good, both when it comes to lectures (Christopher Klich) and exercises.

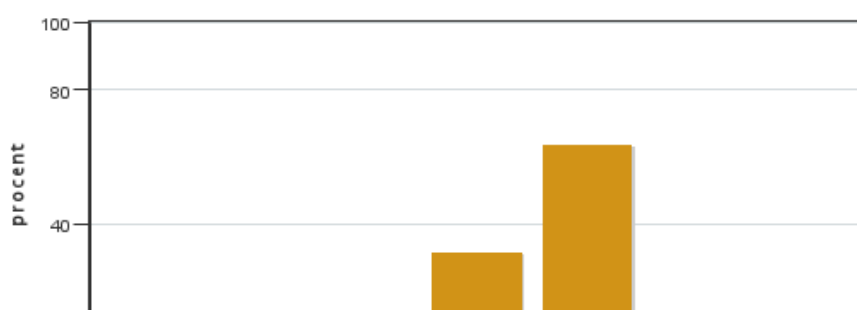


Answers: 22
 Medel: 4,8
 Median: 5

1: 0
 2: 0
 3: 1
 4: 3
 5: 18

No opinion: 0

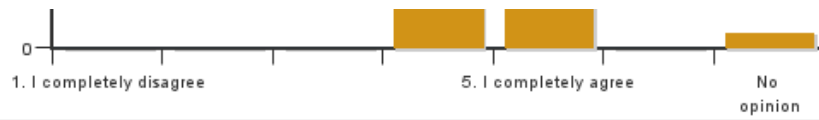
18. I think that the Photoshop week was good, both when it comes to lectures (Alexander Henriksson & Kristin Wegren) and exercises.



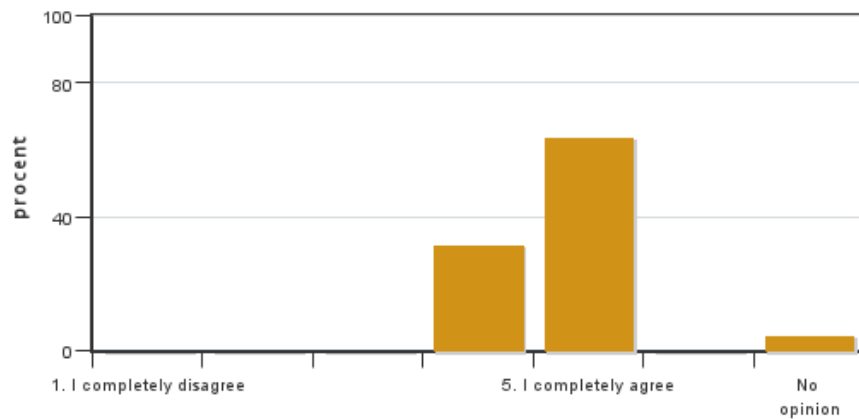
Answers: 22
 Medel: 4,7
 Median: 5

1: 0
 2: 0
 3: 0
 4: 7
 5: 14

No opinion: 1



19. I think the visualization project "Clemenstorget" was a good assignment in general.

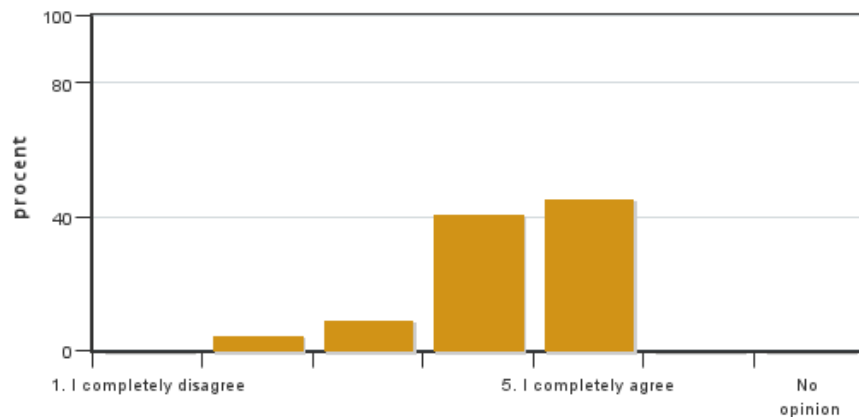


Answers: 22
Medel: 4,7
Median: 5

1: 0
2: 0
3: 0
4: 7
5: 14

No opinion: 1

20. I think that the literature assignment and the group assignment and the seminar connected with those assignments was good.

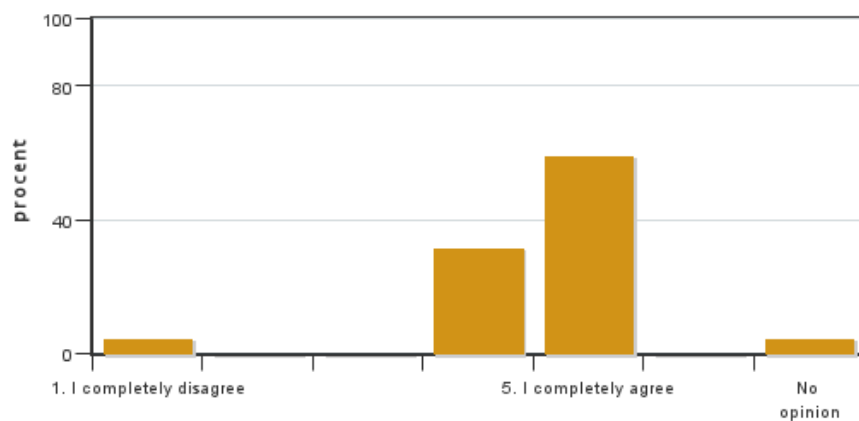


Answers: 22
Medel: 4,3
Median: 4

1: 0
2: 1
3: 2
4: 9
5: 10

No opinion: 0

21. I think that the Full Size review was good.

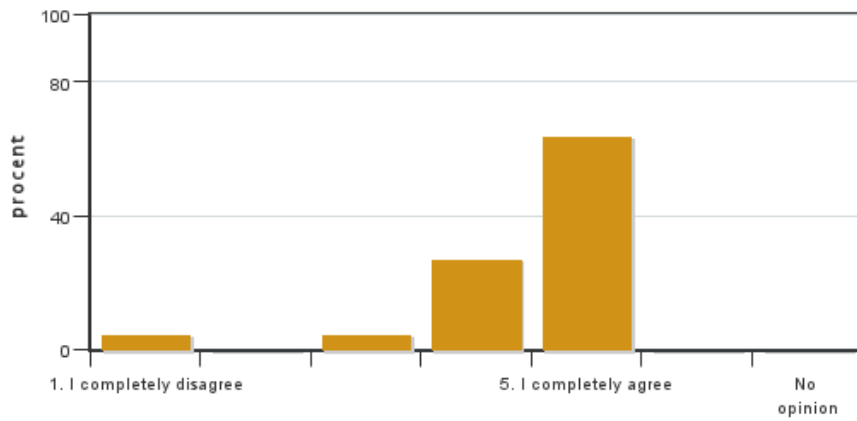


Answers: 22
Medel: 4,5
Median: 5

1: 1
2: 0
3: 0
4: 7
5: 13

No opinion: 1

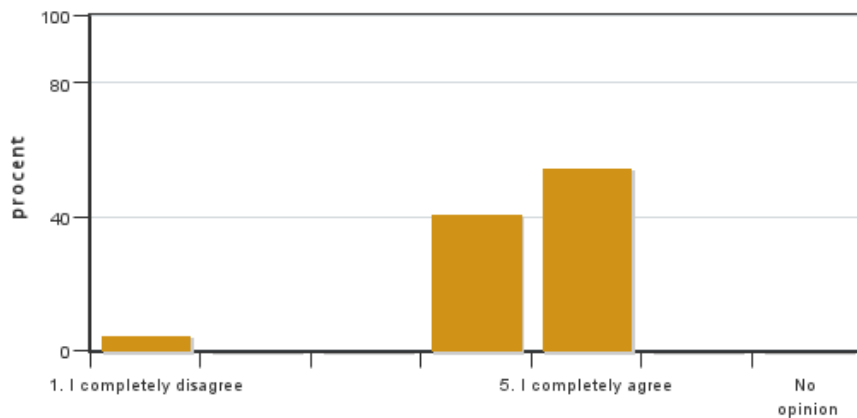
22. I think that the Final Presentations seminars were good.



Answers: 22
 Medel: 4,5
 Median: 5

1: 1
 2: 0
 3: 1
 4: 6
 5: 14
 No opinion: 0

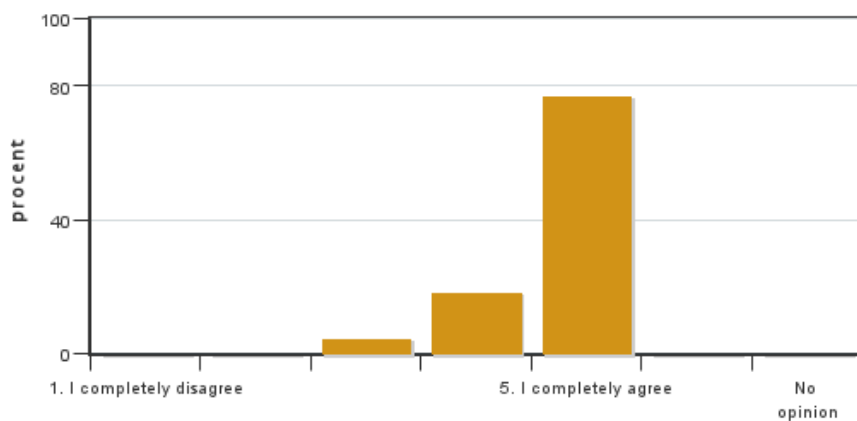
23. I think that the Revise Images Assignment was good.



Answers: 22
 Medel: 4,4
 Median: 5

1: 1
 2: 0
 3: 0
 4: 9
 5: 12
 No opinion: 0

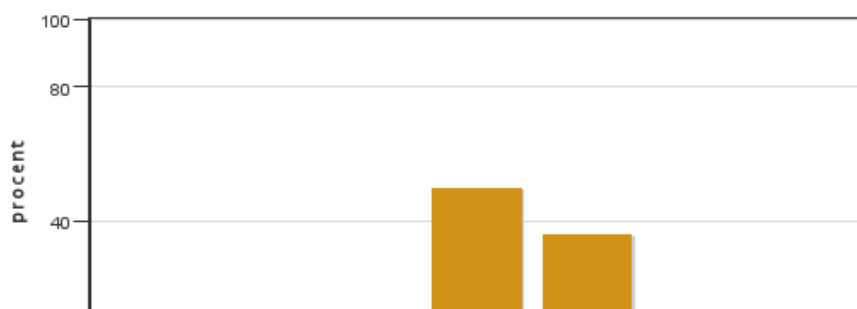
24. I think that the tutoring in general during the project was good.



Answers: 22
 Medel: 4,7
 Median: 5

1: 0
 2: 0
 3: 1
 4: 4
 5: 17
 No opinion: 0

25. Lecture: Niklas Bosrup on Landscape Visualization

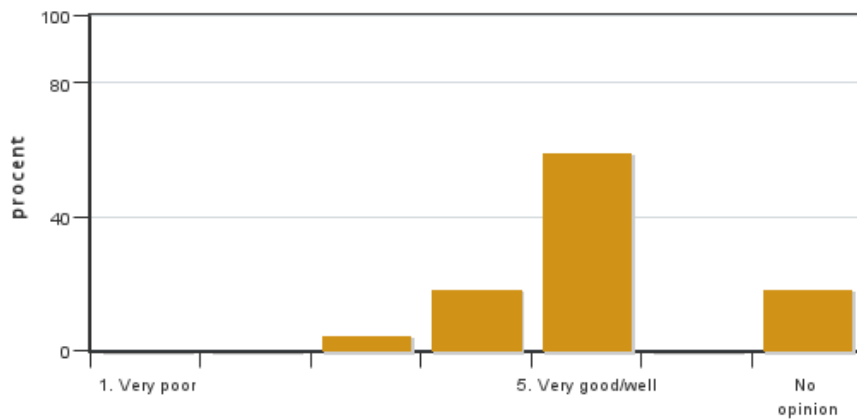


Answers: 22
 Medel: 4,4
 Median: 4

1: 0
 2: 0
 3: 1
 4: 11
 5: 8
 No opinion: 2



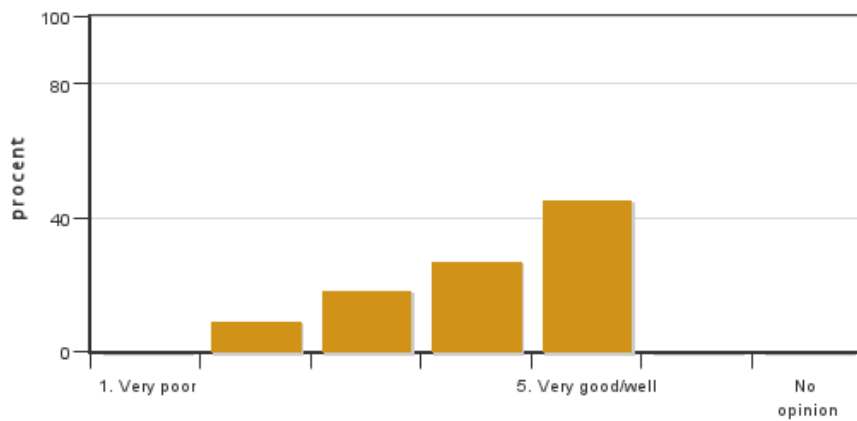
26. Lecture: Christian Ankerstjerne on Light and Lighting Visualisation



Answers: 22
 Medel: 4,7
 Median: 5

1: 0
 2: 0
 3: 1
 4: 4
 5: 13
 No opinion: 4

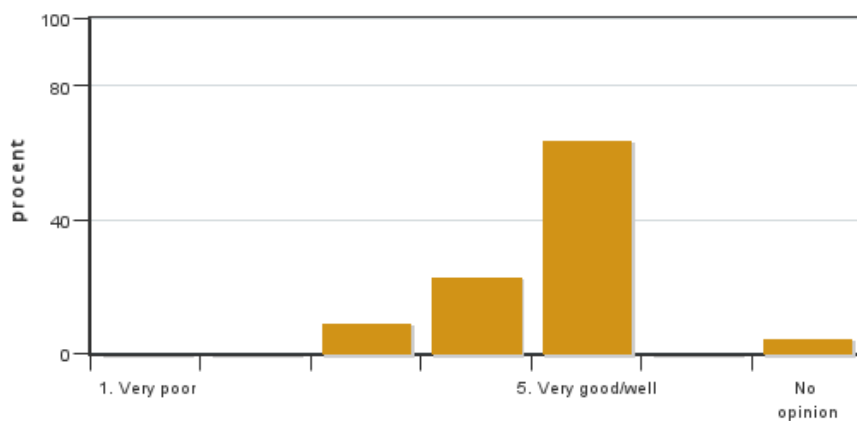
27. Lecture: Peter Dacke on Selecting Views and Contextual Composition



Answers: 22
 Medel: 4,1
 Median: 4

1: 0
 2: 2
 3: 4
 4: 6
 5: 10
 No opinion: 0

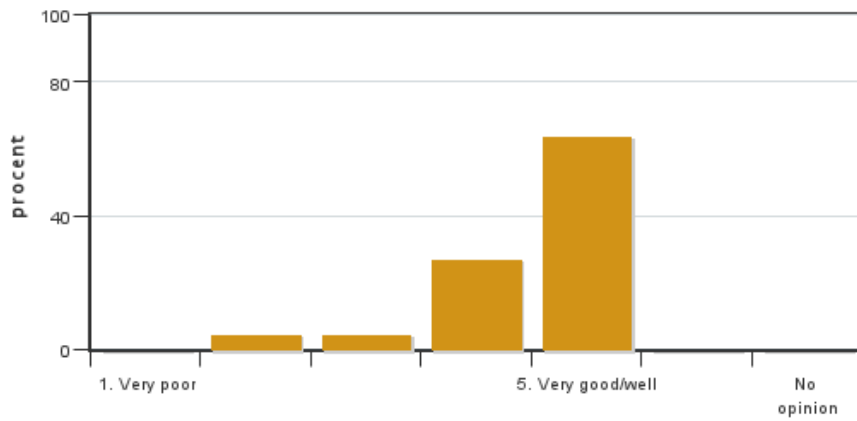
28. Lecture: Anna Krook on Norm Critical Visualisations



Answers: 22
 Medel: 4,6
 Median: 5

1: 0
 2: 0
 3: 2
 4: 5
 5: 14
 No opinion: 1

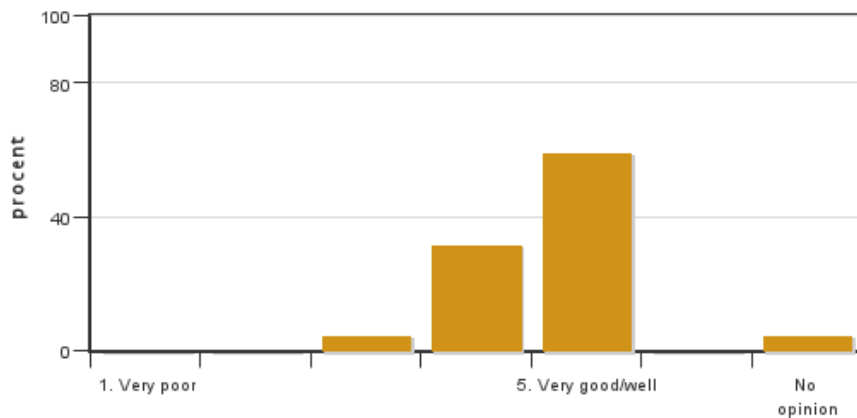
29. Lecture: Christel Lindgren on Architectural Styles



Answers: 22
 Medel: 4,5
 Median: 5

1: 0
 2: 1
 3: 1
 4: 6
 5: 14
 No opinion: 0

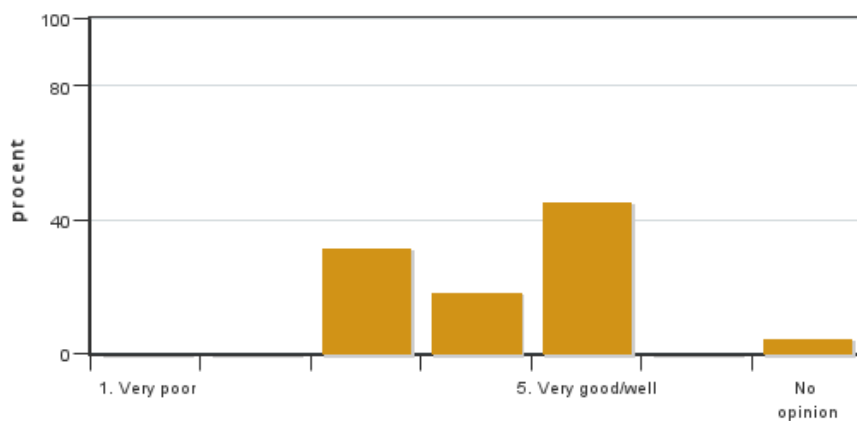
30. Lecture: Haochun Olsson on Finding a Style



Answers: 22
 Medel: 4,6
 Median: 5

1: 0
 2: 0
 3: 1
 4: 7
 5: 13
 No opinion: 1

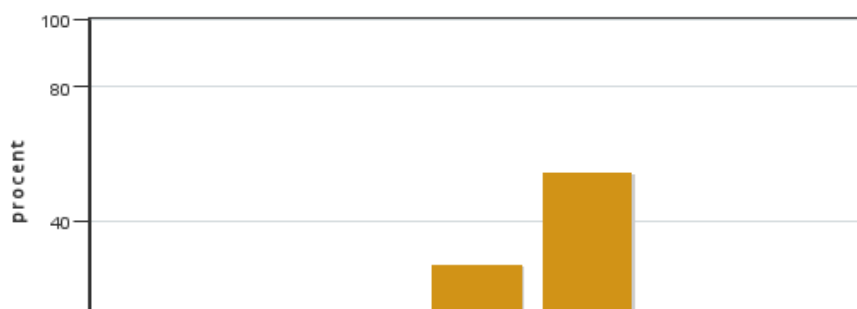
31. Lecture: Alexander Henriksson on Finding a Style



Answers: 22
 Medel: 4,1
 Median: 4

1: 0
 2: 0
 3: 7
 4: 4
 5: 10
 No opinion: 1

32. Lecture: Johan Wirdelöv on Perspectives on life in public places



Answers: 22
 Medel: 4,4
 Median: 5

1: 0
 2: 0
 3: 3
 4: 6
 5: 12
 No opinion: 1



33. Do you have any other comment on the course or suggestions for the future?

Course leaders comments

Student comments

The overall impression of the course was in general very good. Some students seem to have been quite stressed. This is an aspect of the course which we have tried to deal with after previous courses, but we still have work to do. The average working hours according to the evaluation are 39,4 though (which is a lot, but maybe not that much) and it seems like the stress affects some students more than others. We will have a look at the schedule and the assignments until next year and we will try to reduce the amount of stress.

Some students express that they would rather test a lot of different techniques and styles in separate assignments than making a whole project on a site. That could be a different way of organising the course. We think though that making a project and presenting it as a whole in a coherent way is a very good exercise and keeps the course connected to professional practice.

The site we used for the visualisation project this year was already almost completely built. This was not optimal, but during these corona times we wanted to use a site and project which was well known to us and which we had used before. In hindsight, we think that this was a good decision. Using a new site always means some hassle which will take time and focus. Using a project from the previous year gave us time to adjust the course to the corona situation. The students were in general positive to how we dealt with distance teaching and adaptation to the corona situation. We will definitely have a new site and project for next year.

Under "Physical learning environment" we got some critique, mostly aimed at the IT-department and problems with the plotter. The chairs in the computer room Olympen is obviously in bad condition also. We have a constant dialogue with the IT-department about improving the performance of hardware and software and the digital infrastructure. We will continue this dialogue.

Several students had a struggle with using the rendering program V-Ray. We think that we need to develop the V-Ray week and divide it into two parts. One part with V-Ray basics about the most important things that everyone has to know about the program and one part about V-Ray Extras about more advanced features in V-Ray.

The students were consistently satisfied with the lectures in general. We will keep most of them. We did not have a lecture about layout this year. We used to have that, but that lecturer was not available this year. Next year we hope to find a new one.

The final presentations with invited guests and the "Revise after critique" assignment was much appreciated. Unfortunately we lost one of the invited guests for the second day of presentations due to illness, we did not really manage to find a replacement and the critique during the second day suffered a bit from this.

The literature for the Photoshop week is outdated. We need to find a new book.

Several students suggested that we could provide physical exercises to do while sitting in front of a computer for several hours every day. This is something we will look into for next year.

Things to develop until next year:

- Trying to reduce the amount of stress by looking over the schedule and the assignments
- Finding a new site for the visualisation project
- Continuing to work with the IT-department concerning hardware, software, plotters and digital infrastructure

- Finding a lecturer for a layout lecture
- Finding physical exercises to use during breaks while working in front of computers for a long time
- Finding new literature for the Photoshop week
- Develop the V-Ray week into two parts, V-Ray Basics and V-Ray Extras

Anders Westin

Student representatives comments

Overall this course was very much enjoyed by most students. 22 students out of 36 answered the course evaluation. Out of the 22 students, 18 gave a five (the highest) in score for overall impression of the course. The teachers were very highly appreciated by the students as there was a lot of tottering offered when working. The course information was easy to find/access on Canvas. The first three weeks of learning SketchUp, V-Ray and Photoshop were very appreciated. The feedback on the group seminars and final presentation given by the course teachers and guest teachers were also very much appreciated by many of the students. Most lectures were good and relevant but a few could become better.

13 out of 22 students spent 36-45 hours a week studying for this course and 6 out of 22 students thought the course was demanding and spent 46 hours or more in a week. Some students expressed that the demand for work hours varied a lot from week to week. Some expressed that it was stressful as some exercises were too big to fit into a 40-hour week schedule. This caused students to either skip some exercises in the first weeks of learning the softwares or stay longer and work over 40 hours a week. Then some found the end of the course to be more stressful when students worked on their final visualizations. The literature for the seminar was very appreciated as it gave great inspiration and a student even commented that it was the "Best literature so far at Alnarp!". Also, the group work of studying different international companies was appreciated.

Students mentioned that the literature for the Photoshop week felt out of date. Since the goal of the project was to create a visual space that previously did not exist, a few students found that working with the already existing renovation of Clemenstorget did not reflect the goal of the project.

The reasons for a lower average grade for what the students thought of the physical learning environment were factors such as problems with the plotter (printer), chairs and Adobe programs. The problems were as follows;

- The tables and chairs in the classroom Olympen caused ergonomic problems for students.
- Students found that it was frustrating that Adobe was installed in Swedish and that it was a complicated process of changing it to English. This also caused the Zoom lectures in Photoshop to have the program in Swedish which confused the students.
- Many students found it to be very frustrating that the plotters in all of campus either didn't work, cost too much and/or charged too much money. The cost of printing in general was expensive and the plotters would often not be working because of countless reasons. The plotters were not calibrated properly to fit the color on the computers and that meant the students had to test print a few times in order to get the correct coloring on the print. All these reasons made it difficult to motivate students to do test printings to try and get the correct colors for their illustrations.

This course was taken during the time that people had to keep distance because of Covid 19 and it was appreciated that students could still come to campus and get offered help in the classroom. It was also enjoyed by students to have Olympen reserved as they could keep their material on their desks throughout the course. It created a calm and pleasant atmosphere.

Most students would have preferred to have lectures live as it is expressed more enjoyable and easier to concentrate. As some expressed that they liked having lectures on Zoom (live) and Canvas (recorded). Some students express that it was hard to participate in Zoom lectures, and some say there was a lack of discussion coming from students in the Zoom classroom compared to sitting in a live classroom.

It was very appreciated to have teacher supervision from home though Zoom but sometimes it was hard to reach the teachers even though it was written that tutoring was available on the schedule.

Working from home when using heavy computer programs such as V-Ray was expressed as difficult and the program was very slow. It also caused their computers to crash several times.

Kontakta support: support@slu.se - 018-67 6600