



Research training and project HV0176, 20131.1920

15 Hp

Pace of study = 100%

Education cycle = Advanced

Course leader = Anna Skarin, Tomas Bergström

Evaluation report

Evaluation period: 2020-01-12 - 2020-02-02

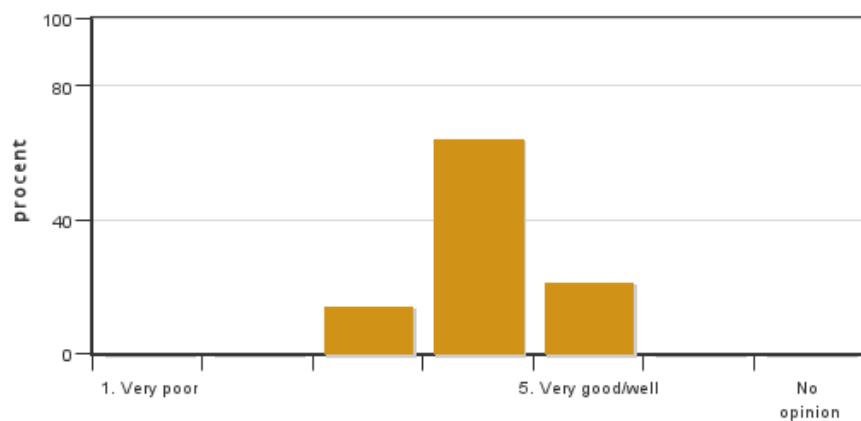
Answers 14

Number of students 14

Answer frequency 100 %

Mandatory standard questions

1. My overall impression of the course is:

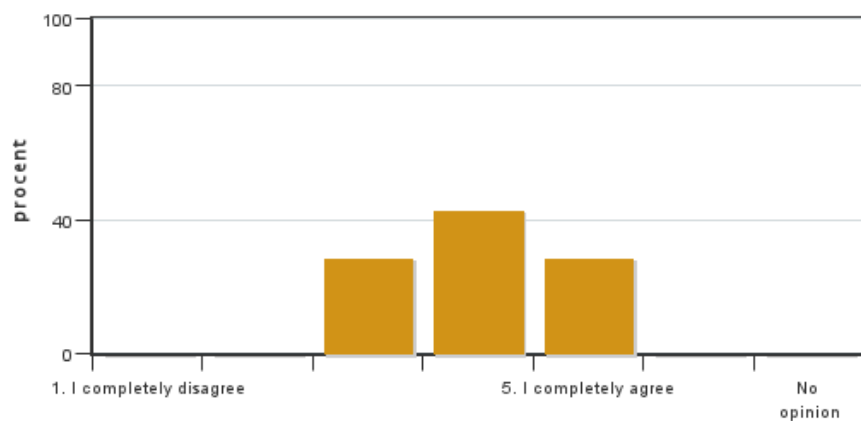


Answers: 14
Medel: 4,1
Median: 4

1: 0
2: 0
3: 2
4: 9
5: 3

No opinion: 0

2. I found the course content to have clear links to the learning objectives of the course.

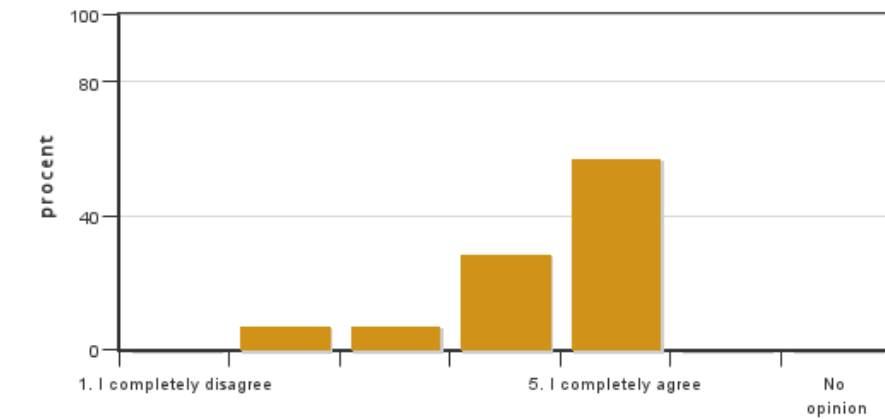


Answers: 14
Medel: 4,0
Median: 4

1: 0
2: 0
3: 4
4: 6
5: 4

No opinion: 0

3. My prior knowledge was sufficient for me to benefit from the course.



Answers: 14

Medel: 4,4

Median: 5

1: 0

2: 1

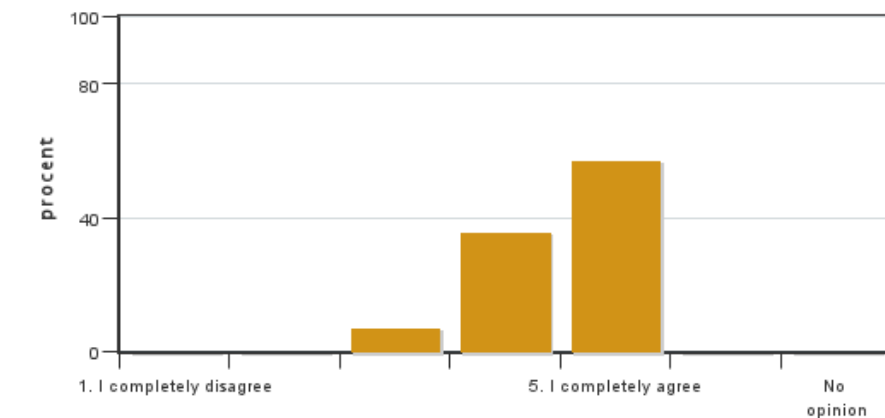
3: 1

4: 4

5: 8

No opinion: 0

4. The information about the course was easily accessible.



Answers: 14

Medel: 4,5

Median: 5

1: 0

2: 0

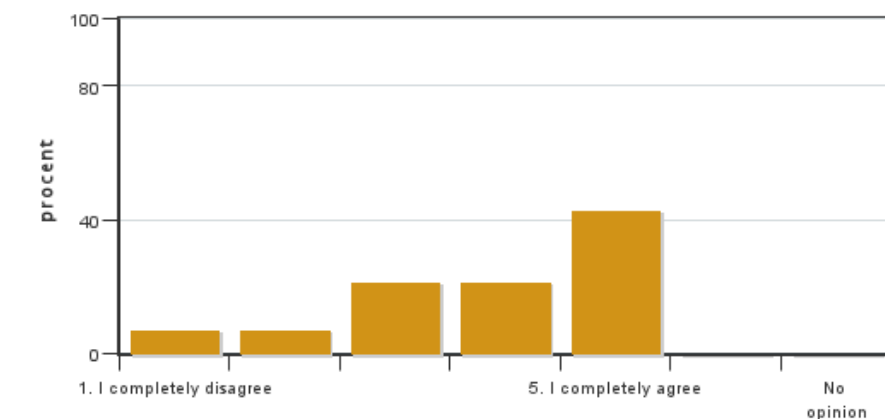
3: 1

4: 5

5: 8

No opinion: 0

5. The various course components (lectures, course literature, exercises etc.) have supported my learning.



Answers: 14

Medel: 3,9

Median: 4

1: 1

2: 1

3: 3

4: 3

5: 6

No opinion: 0

6. The social learning environment has been inclusive, respecting differences of opinion.



Answers: 14

Medel: 4,9

Median: 5

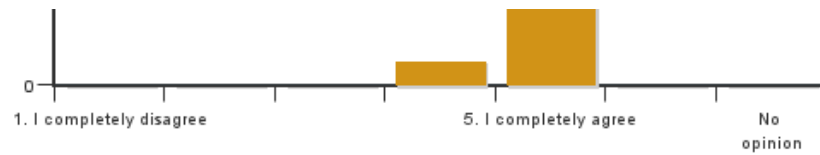
1: 0

2: 0

3: 0

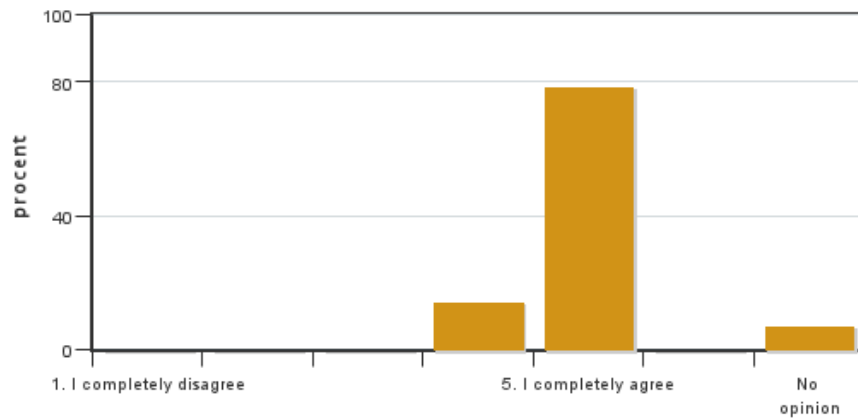
4: 1

5: 13



No opinion: 0

7. The physical learning environment (facilities, equipment etc.) has been satisfactory.



Answers: 14

Medel: 4,8

Median: 5

1: 0

2: 0

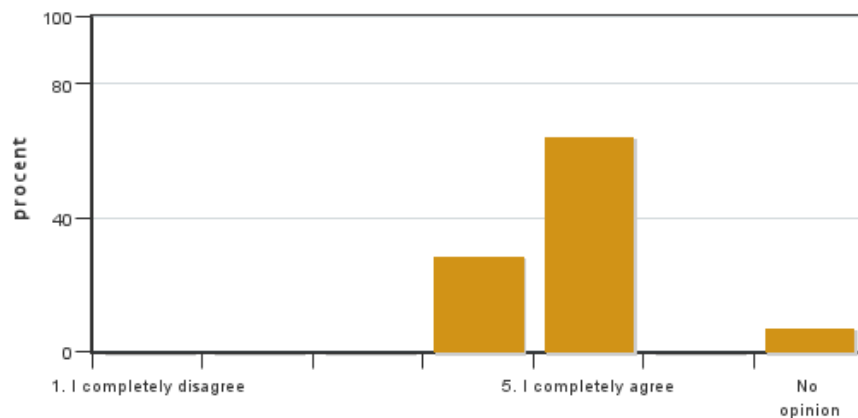
3: 0

4: 2

5: 11

No opinion: 1

8. The examination(s) provided opportunity to demonstrate what I had learnt during the course (see the learning objectives).



Answers: 14

Medel: 4,7

Median: 5

1: 0

2: 0

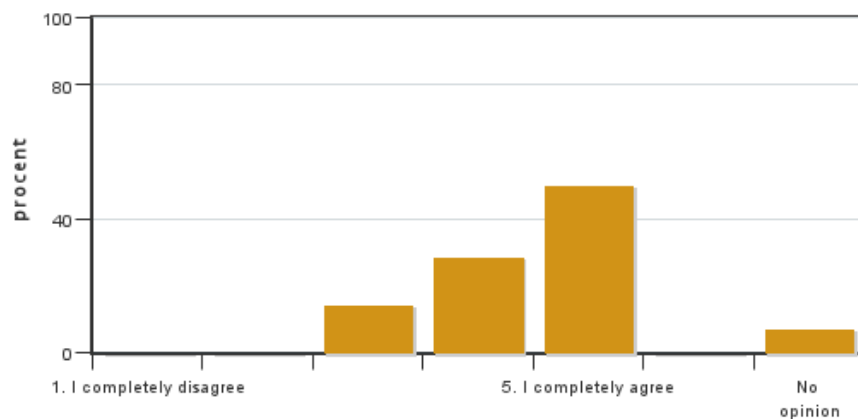
3: 0

4: 4

5: 9

No opinion: 1

9. The course covered the sustainable development aspect (environmental, social and/or financial sustainability).



Answers: 14

Medel: 4,4

Median: 5

1: 0

2: 0

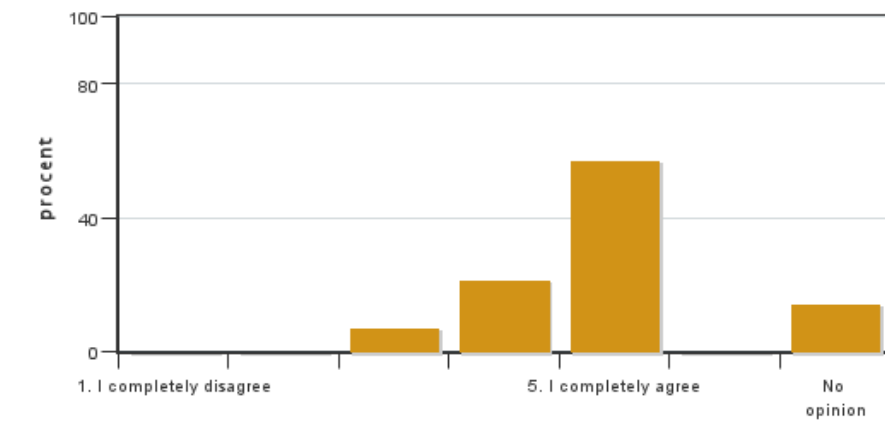
3: 2

4: 4

5: 7

No opinion: 1

10. I believe the course has included a gender and equality aspect, regarding content as well as teaching practices (e.g. perspective on the subject, reading list, allocation of speaking time and the use of master suppression techniques).

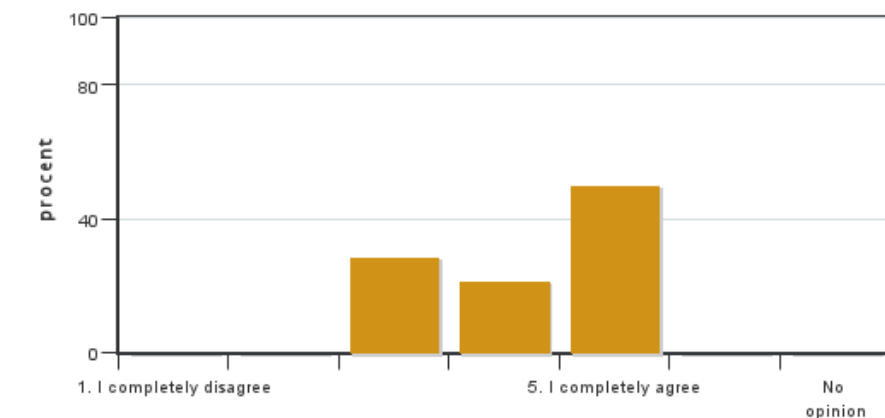


Answers: 14
Medel: 4,6
Median: 5

1: 0
2: 0
3: 1
4: 3
5: 8

No opinion: 2

11. The course covered international perspectives.

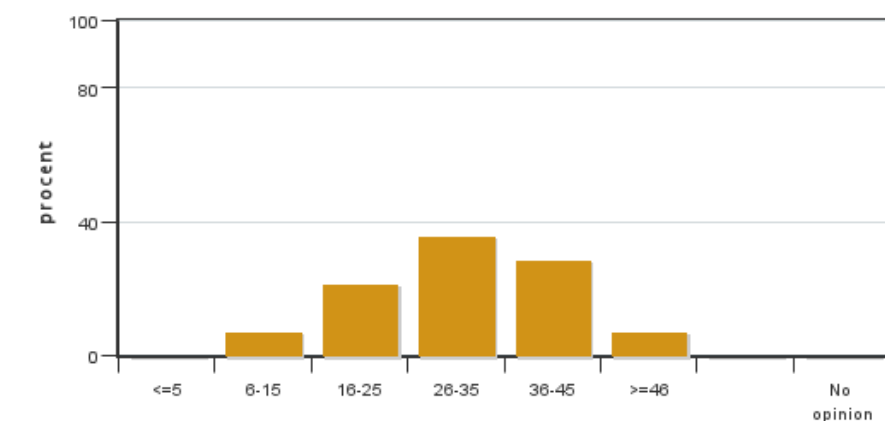


Answers: 14
Medel: 4,2
Median: 4

1: 0
2: 0
3: 4
4: 3
5: 7

No opinion: 0

12. On average, I have spent ... hours/week on the course (including timetabled hours).



Answers: 14
Medel: 30,4
Median: 26-35

≤5: 0
6-15: 1
16-25: 3
26-35: 5
36-45: 4
≥46: 1

No opinion: 0

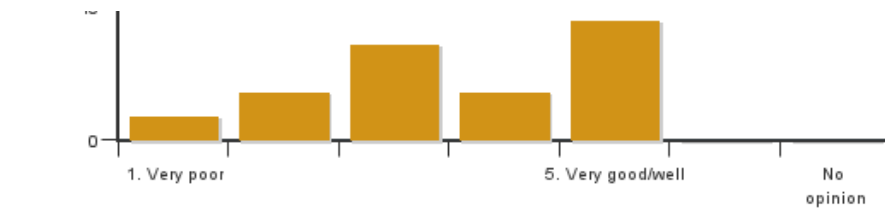
Additional own questions

13. Give your opinion about the lecture and seminar in History of science.



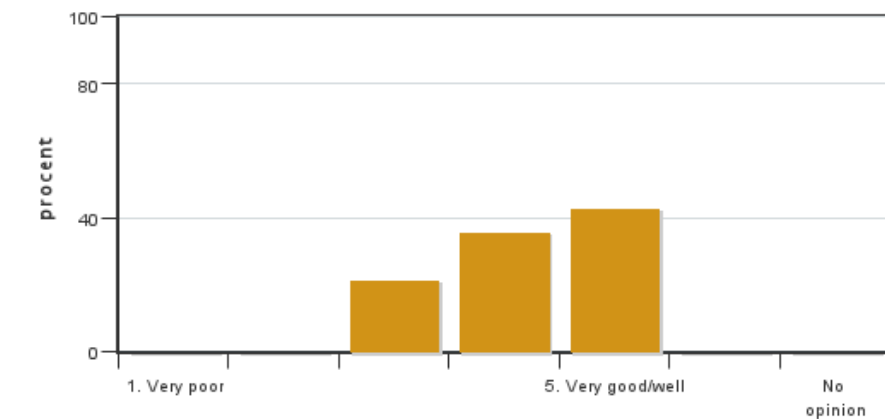
Answers: 14
Medel: 3,6
Median: 3

1: 1
2: 2
3: 4



4: 2
5: 5
No opinion: 0

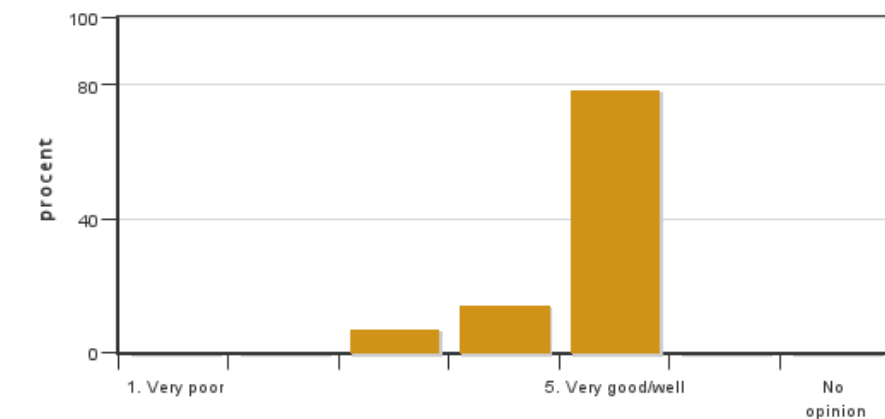
14. Give your opinion of the lecture in Science ethics



Answers: 14
Medel: 4,2
Median: 4

1: 0
2: 0
3: 3
4: 5
5: 6
No opinion: 0

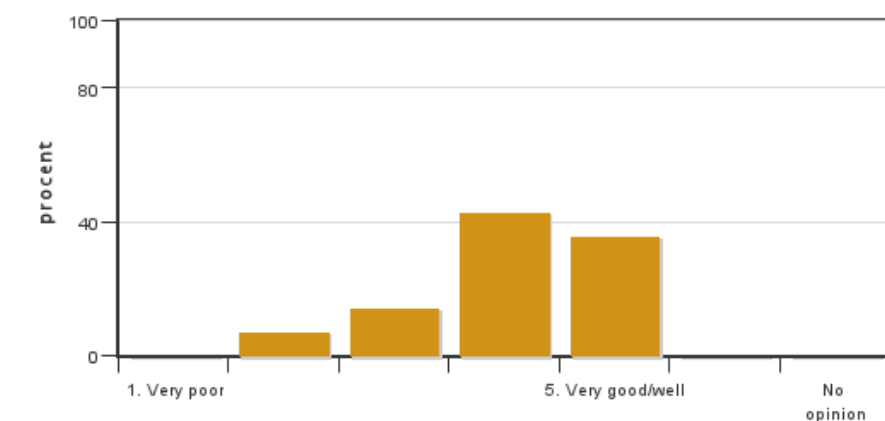
15. Give your opinion about the lecture and seminar in Pseudoscience.



Answers: 14
Medel: 4,7
Median: 5

1: 0
2: 0
3: 1
4: 2
5: 11
No opinion: 0

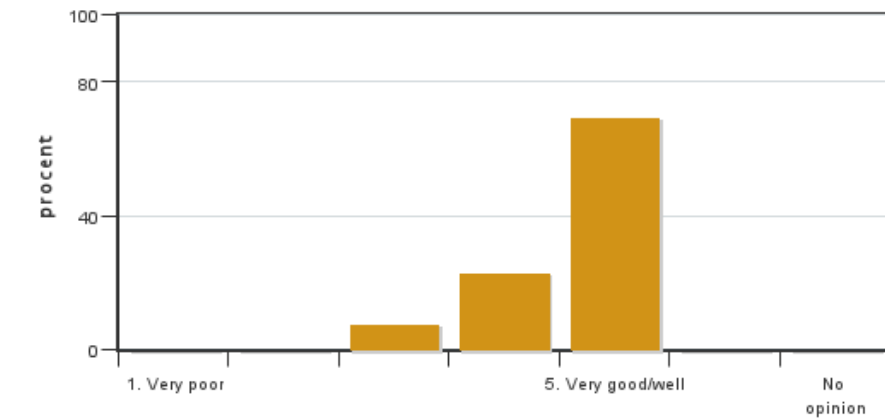
16. Give your opinion about Block II and the lectures given. Please comment if there were any lectures you enjoyed or did not enjoy and explain why.



Answers: 14
Medel: 4,1
Median: 4

1: 0
2: 1
3: 2
4: 6
5: 5
No opinion: 0

17. Give your overall opinion about the project work.

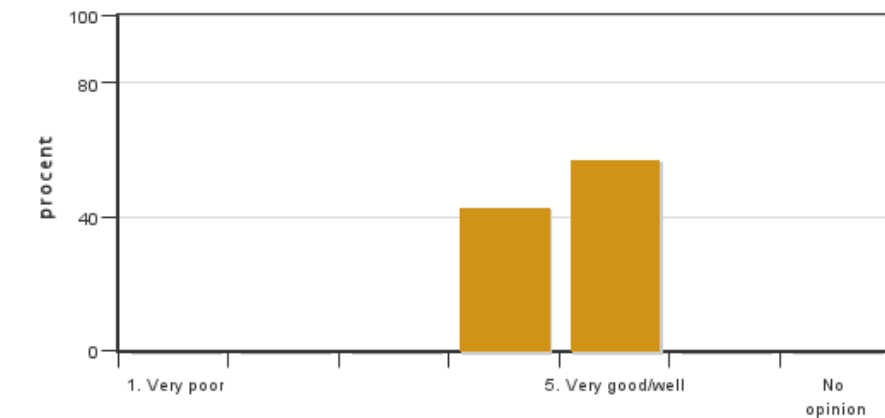


Answers: 13
Medel: 4,6
Median: 5

1: 0
2: 0
3: 1
4: 3
5: 9

No opinion: 0

18. Give your overall opinion about the project work, Block III.

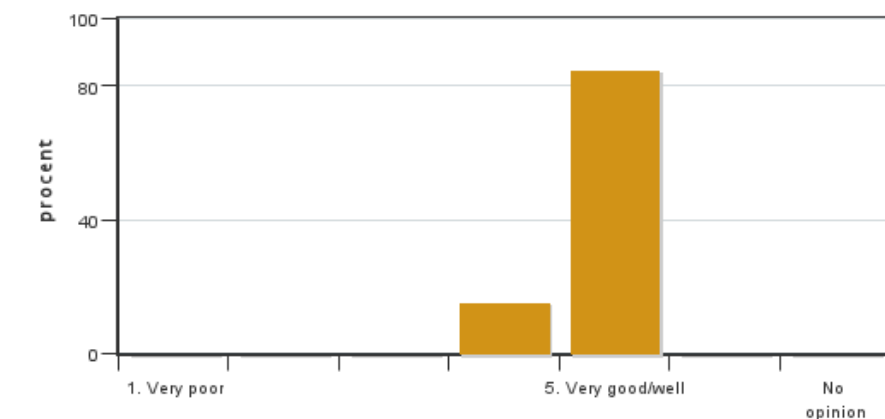


Answers: 14
Medel: 4,6
Median: 5

1: 0
2: 0
3: 0
4: 6
5: 8

No opinion: 0

19. Give your opinion about the speed talks (both having a speed talk and listening to them).

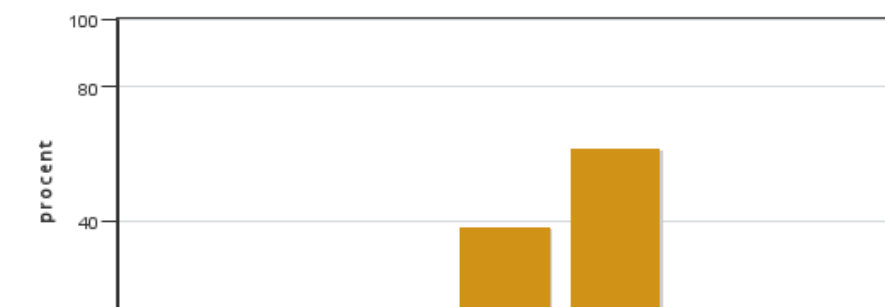


Answers: 13
Medel: 4,8
Median: 5

1: 0
2: 0
3: 0
4: 2
5: 11

No opinion: 0

20. Give your overall opinion about the poster presentation, also with regard to making the poster.



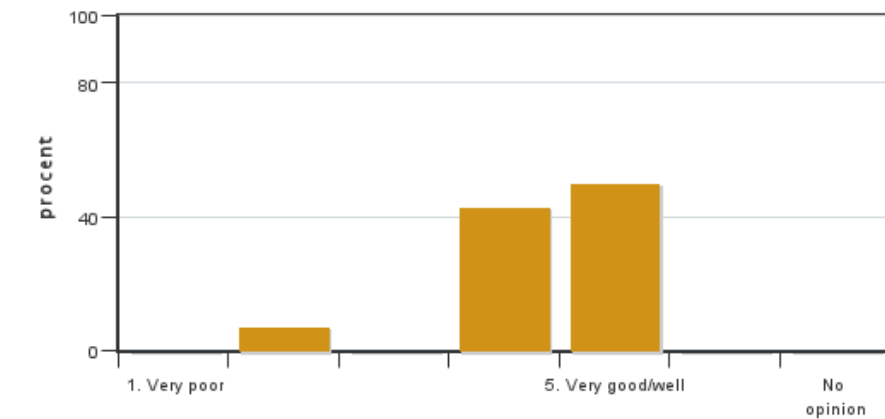
Answers: 13
Medel: 4,6
Median: 5

1: 0
2: 0
3: 0
4: 5
5: 8

No opinion: 0



21. Give your opinion about the review process in the project work.



Answers: 14

Medel: 4,4

Median: 4

1: 0

2: 1

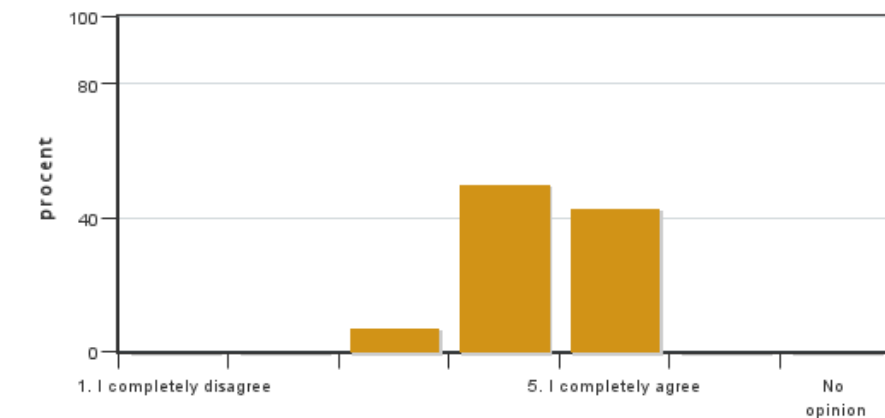
3: 0

4: 6

5: 7

No opinion: 0

22. Do you think the length and the timing of the project work was enough and good?



Answers: 14

Medel: 4,4

Median: 4

1: 0

2: 0

3: 1

4: 7

5: 6

No opinion: 0

Course leaders comments

No comments from the teacher

Student representatives comments

All 14 students filled in the evaluation.

Overall Impression

Most students gave a 4 out of 5 for their overall impression of the course. Some students mentioned that some lectures were either not so interesting or connected to the whole course.

Links to learning objectives

The average & median grade for this was 4. No explanations were given.

Prior knowledge

Most students felt they had plenty of knowledge for this course, with the average grade being a 4.4, but the median grade a 5! One student mentioned that they would've liked more recommended literature on statistics.

Access to information

All students gave high grades to this question with an average of 4.5. One student mentioned that they would have liked more opportunities in block 3 to meet teachers, whereas one other said that the information regarding the poster presentation was a bit late.

Supporting components

On average, the students gave a 3.9 out of 5 on how the lectures, literature and exercises supported their learning. Two students gave low grades.

One student giving a 2 said they would have liked more genetic-related lectures and less nutrition. Another student, giving a 1, mentioned that most of the lectures were a bit boring and useless and did not like to listen to this specified research topics.

Study environment

All students felt that the social environment was inclusive, giving an average of 4.9 out of 5. Similar was the score for the physical learning environment, with an average of 4.8.

Examinations

All students gave a high score to their possibilities to demonstrate their knowledge. The average score was 4.7. One student had no opinion.

Sustainable & international aspects

The grades here went from 3 to 5, with an average of 4.4 for the coverage of sustainable development. One student had no opinion. One student mentioned that the fish-lecture could have included more info on fish welfare - the writer is not sure how this related to this question however. The students seemed satisfied with the international coverage of the course, with an average of 4.2.

Hours per week

The answers varied widely from one student picking 6-15 hours, to another saying 46+ hours a week. The average was 30.4 hours. One student mentioned that the schedule was tough as all lectures were compulsory.

Equality aspects

Most students believed that there was a good equality aspect in this course, with an average of 4.6 out of 5.

Lecture: History of Science

With an average of 3.6, all grades of the spectrum were given. Some students were very enthusiastic, others mentioned it was either out of place, not of great value or too philosophical.

Lectures: Science Ethics and Pseudoscience

Most students seemed to love these two lectures, with an average of 4.2 and 4.7 respectively and many very positive comments.

Block II

A wide variety of comments was given on this question. With an average of 4.1 the students felt positive about this block. In general, some students commented that they would have liked more focus on research methods and more in-depth statistics lectures. One student suggested to not make the lectures compulsory. Another student complimented the journal club.

Project work

With an average of 4.6, all students seemed to like the project work. Two students said it was hard to find time with their supervisor to look well through this project. Others said it was a very good idea to prepare for the master thesis!

Block III

This question only received grades 4 and 5! Students mentioned that they would have liked more support from the course leaders in this part, as well as a more professional review of their work (perhaps by the teachers they meant?).

Speed talks

11 out of 13 gave the speed talks a grade 5! One student mentioned they wanted more time to think about their topic.

Poster presentation

All students gave either a 4 or a 5. Most of them commented that it was an interesting case with a lot of learning.

Review process

One student gave a 2, saying that there was given too little time to work through the reviewing process. Others gave high grades and said it was very useful. One student mentioned that the hand-in process through Canvas was not ideal with having to hand in multiple documents.

Length of project

The average score was a 4.4 for this question. Most students mentioned that the time frame was good and appropriate. Two students mentioned that it was hard to combine with their own Master theses, but that is not the fault of the course leaders.

Kontakta support: support@slu.se - 018-67 6600