



Natural Resource and Environmental Economics NA0165, 20043.1415

7.5 Hp
Pace of study = 50%
Education cycle = Basic
Course leader = Katarina Elofsson

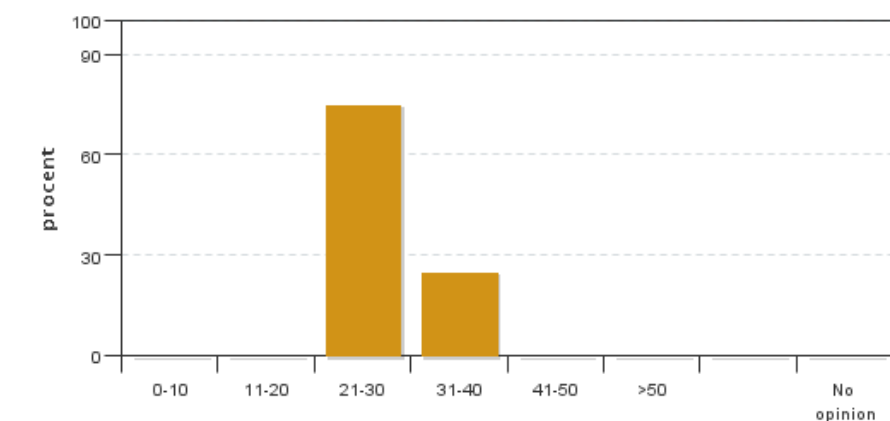
Evaluation report

Evaluation period: 2014-12-08 - 2015-02-22

Answers 4
Number of students 10
Answer frequency 40 %

Mandatory standard questions

1. How many hours per week have you on average spent on the course, including scheduled time?

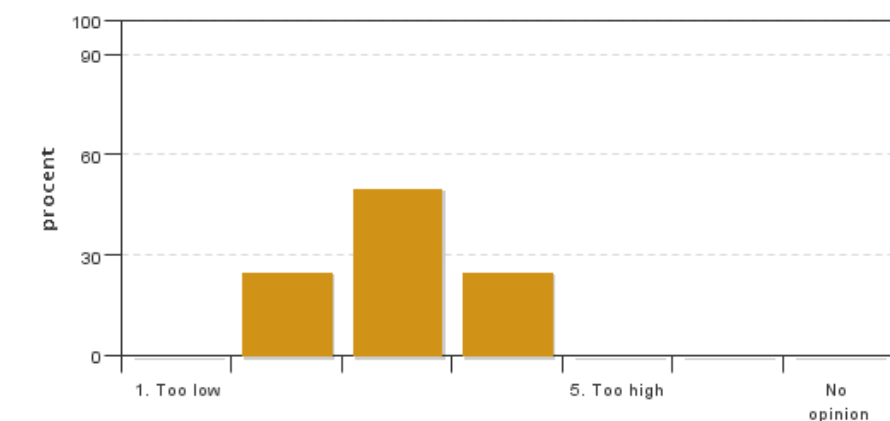


Answers: 4
Medel: 27,5
Median: 21-30

0-10: 0
11-20: 0
21-30: 3
31-40: 1
41-50: 0
>50: 0

No opinion: 0

2. How do you estimate your background knowledge before the course?

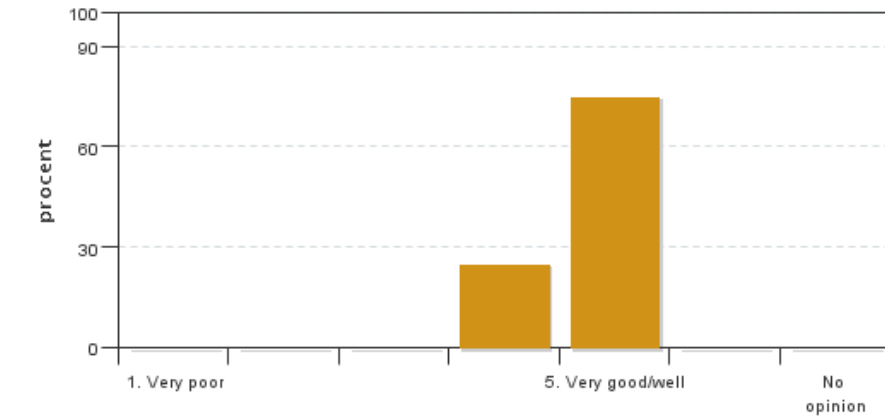


Answers: 4
Medel: 3,0
Median: 3

1: 0
2: 1
3: 2
4: 1
5: 0

No opinion: 0

3. How has the administration of the course worked?

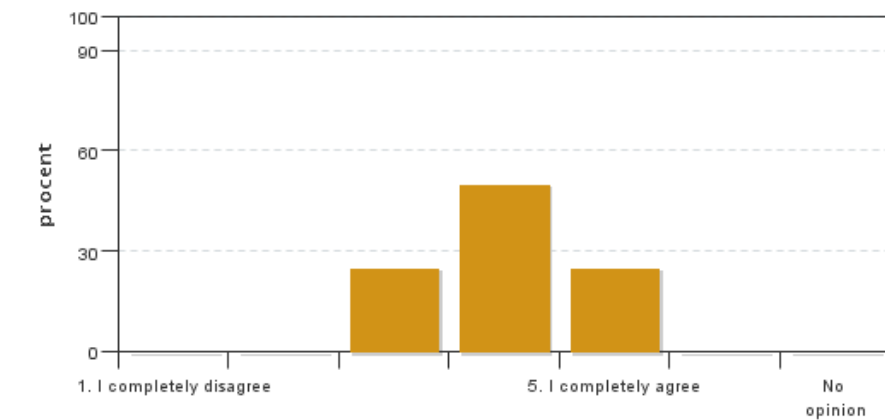


Answers: 4
 Medel: 4,8
 Median: 5

1: 0
 2: 0
 3: 0
 4: 1
 5: 3

No opinion: 0

4. The overall impression of the course is very good.

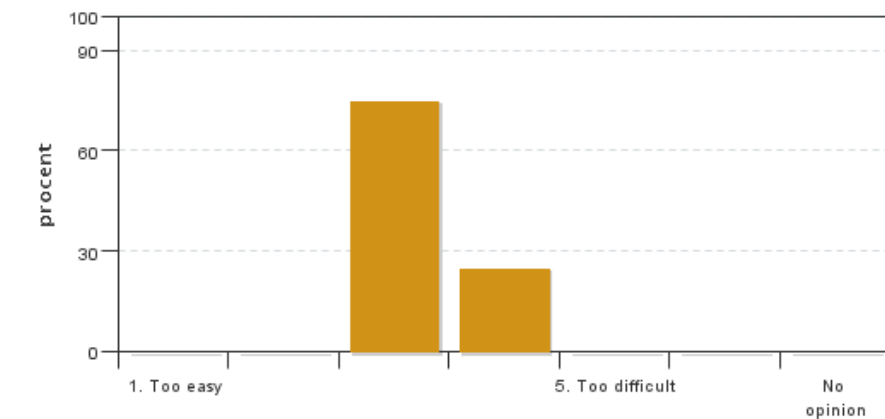


Answers: 4
 Medel: 4,0
 Median: 4

1: 0
 2: 0
 3: 1
 4: 2
 5: 1

No opinion: 0

5. The level of difficulty for this course has been




Answers: 4
 Medel: 3,3
 Median: 3

1: 0
 2: 0
 3: 3
 4: 1
 5: 0

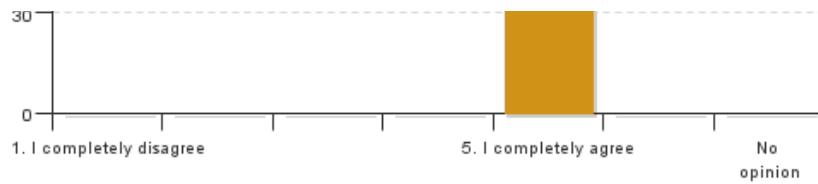
No opinion: 0

6. I consider that this course has taken up all of the learning outcomes described in the course syllabus. If you select (1), (2), (3), or (4) please describe which learning outcome(s) has/have not been sufficiently covered.



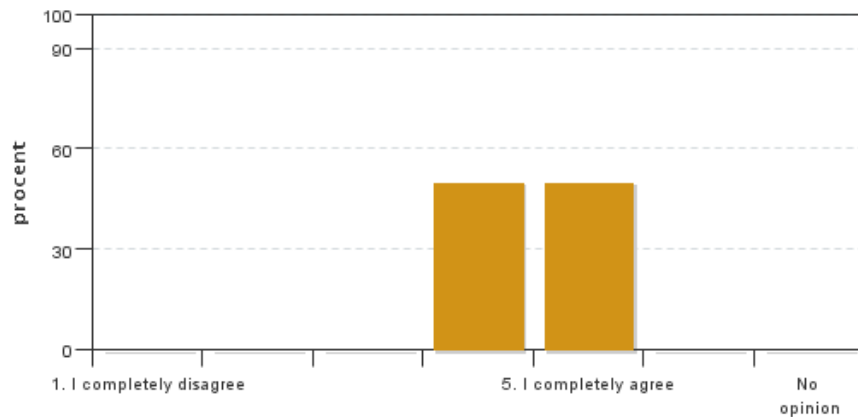
Answers: 4
 Medel: 5,0
 Median: 5

1: 0
 2: 0
 3: 0
 4: 0



5: 4
No opinion: 0

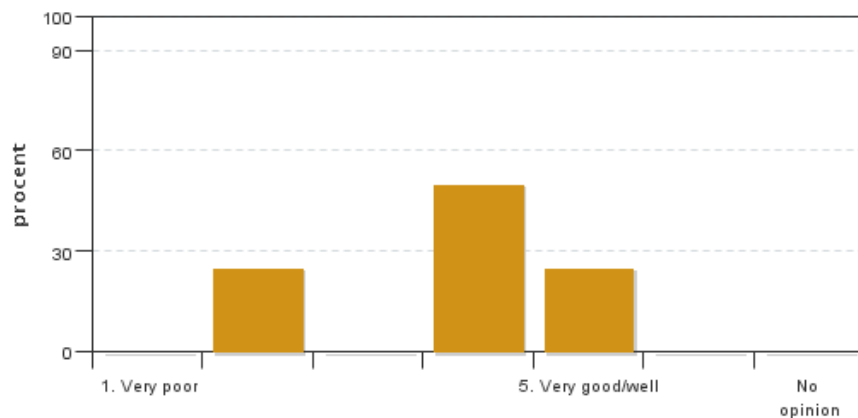
7. The grading criteria were clear and easy to understand



Answers: 4
Medel: 4,5
Median: 4

1: 0
2: 0
3: 0
4: 2
5: 2
No opinion: 0

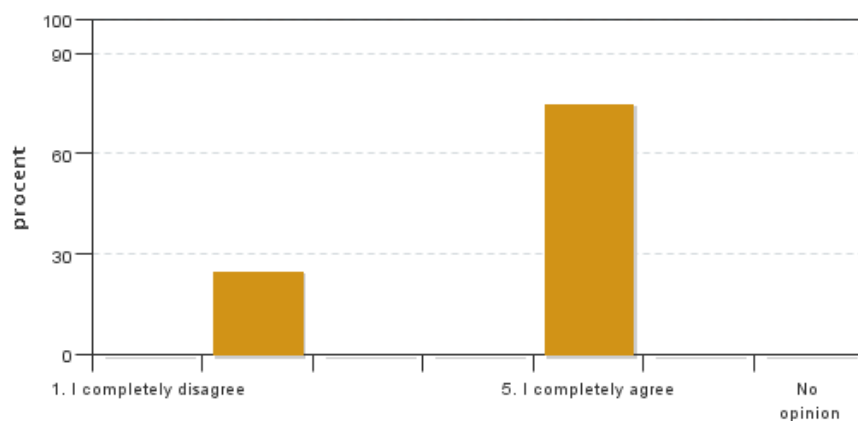
8. I believe that the discussion climate during the course has been good



Answers: 4
Medel: 3,8
Median: 4

1: 0
2: 1
3: 0
4: 2
5: 1
No opinion: 0

9. I believe that the necessary infrastructure, such as teaching facilities and equipment, has functioned effectively.



Answers: 4
Medel: 4,3
Median: 5

1: 0
2: 1
3: 0
4: 0
5: 3
No opinion: 0

Course leaders comments

Comments on course evaluation for NA0165 period 3 2014/15

Four out of a total of six students which have followed the course have also filled in the course evaluation, implying a response rate equal to 66%. Out of these four, all rated the overall impression 3 or higher, implying an average of 4.0, which is good. The students were happy with the administration of the course (average 4.8), the coverage of the course goals (average 5.0), and understandability of grading criteria (average 4.5). Workloads seemed reasonable (median 21-30), and prior knowledge was reasonably adequate (average 3.0, where 3 is "appropriate prior knowledge"). No comments were made on the guest lecture. In total only a single comment was made, saying that it would be good to have more applied examples and less mathematics.

For this year, some "cleaning" was made in the course material, excluding some of the empirical descriptions of actual policy problems in order to focus on the fundamental understanding of the economic problem. Also, more time was allowed for the exercises, which seemed to work out well. Group exercises and discussions were also increased at the expense of empirical descriptions of actual policy problems. All changes as a consequence of the foregoing course evaluation. These changes seem to have worked out well.

Student representatives comments

Det mesta har fått bra eller mkt bra kritik på kursvärderingen. Vad gäller fråga nr. 9 som rör lokaler m.m. har så klart en kommentar kommit om att det var kallt i klassrummet. Det är väl inte så konstigt, termostaten måste ju varit trasig eller så! Skönt att vi får flytta till nytt hus snart.

Vad gäller diskussionsklimatet tyckte en student att det hade kunnat bli bättre genom mer verklighetsförankrad exempel. Annars har betyget varit fyra/fem.

Någon elev tyckte att kursen var för svår/ hade inte tillräcklig förkunskap. Det är förmodligen någon av utbytesstudenterna som inte har haft samma kurser som programstudenterna som grund.

Helhetsintrycket för kursen var 4. Jag kan tänka mig att det är för att en del inte hade tillräckliga förkunskaper. Särskilt de långa matematiska uttrycken i PowerPointsen har varit svåra tycker jag själv. Det är väl det enda jag tycker hade kunnat förbättras, men förstår också att det är svårt att komma ifrån. Härledningarna är lättare att följa på tavlan oftast, men så klart mycket svårare att utföra. Så jag förstår att det inte finns så mycket att göra åt saken.

Kontakta support: it-stod@slu.se - 018-67 6600