



## Agricultural Policy and International Trade NA0160, 20017.1314

7.5 Hp

Pace of study = 50%

Education cycle = Basic

Course leader = Yves Surry

### Evaluation report

---

Evaluation period: 2014-01-10 - 2014-02-20

Answers 6

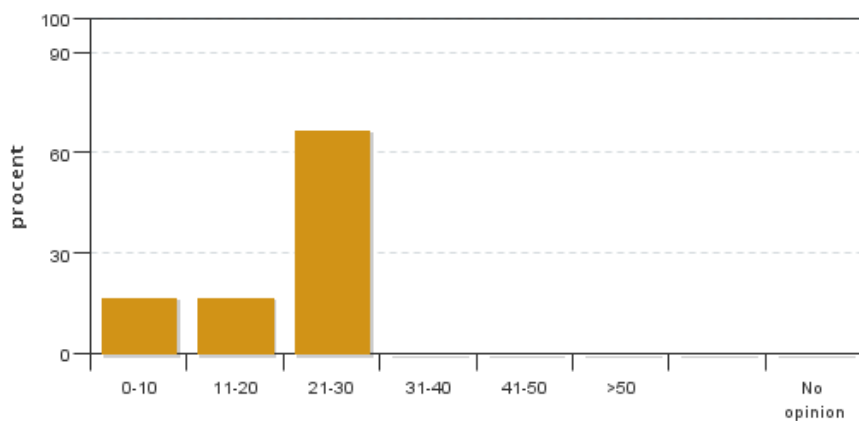
Number of students 18

Answer frequency 33 %

### Mandatory standard questions

---

1. How many hours per week have you on average spent on the course, including scheduled time?

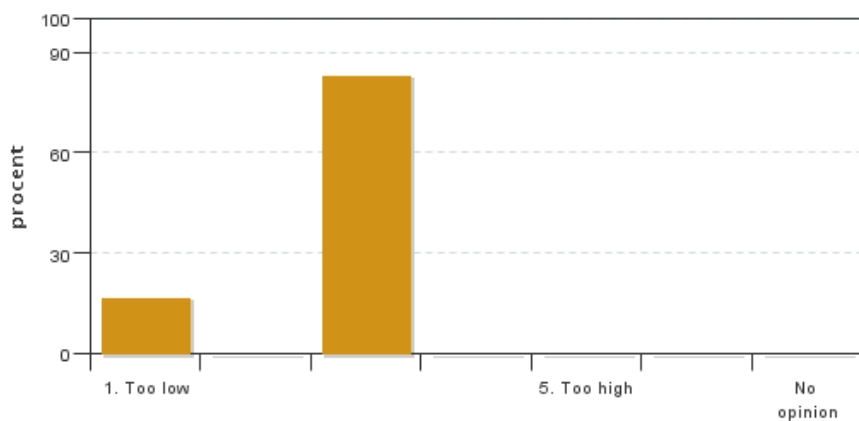


Answers: 6  
Medel: 20,0  
Median: 21-30

0-10: 1  
11-20: 1  
21-30: 4  
31-40: 0  
41-50: 0  
>50: 0

No opinion: 0

2. How do you estimate your background knowledge before the course?

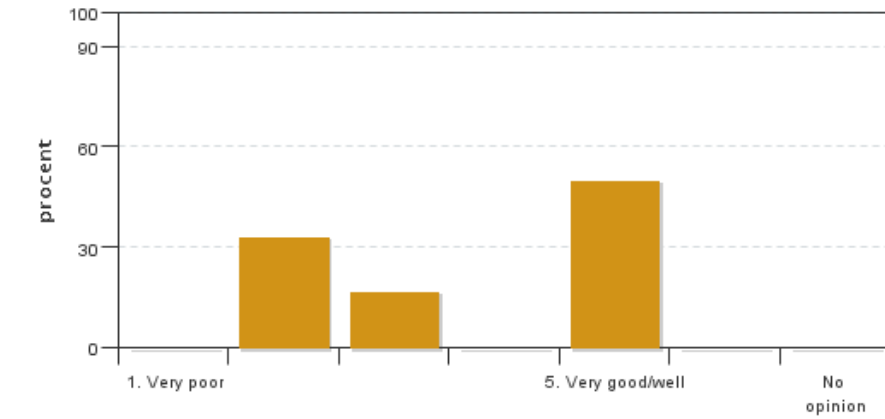


Answers: 6  
Medel: 2,7  
Median: 3

1: 1  
2: 0  
3: 5  
4: 0  
5: 0

No opinion: 0

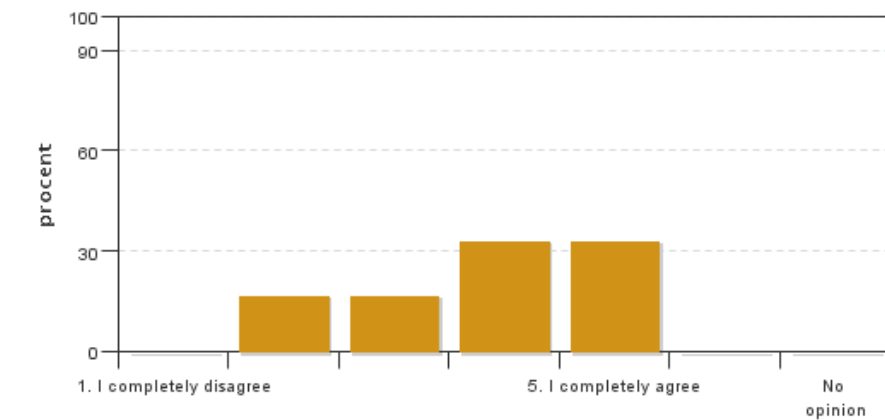
**3. How has the administration of the course worked?**



Answers: 6  
 Medel: 3,7  
 Median: 3

1: 0  
 2: 2  
 3: 1  
 4: 0  
 5: 3  
 No opinion: 0

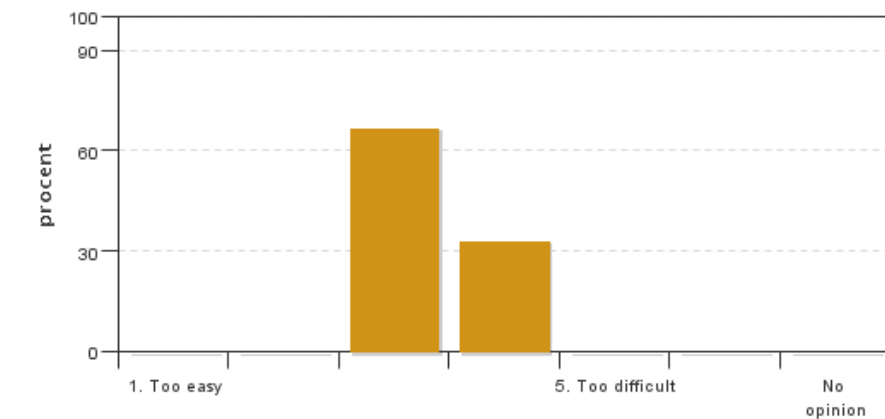
**4. The overall impression of the course is very good.**



Answers: 6  
 Medel: 3,8  
 Median: 4

1: 0  
 2: 1  
 3: 1  
 4: 2  
 5: 2  
 No opinion: 0


**5. The level of difficulty for this course has been**



Answers: 6  
 Medel: 3,3  
 Median: 3

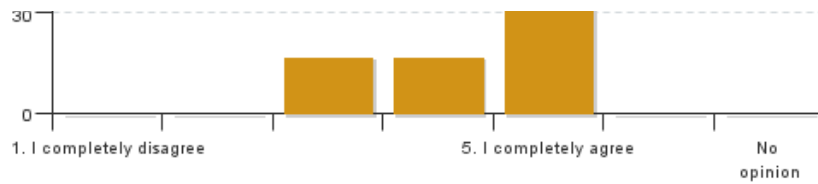
1: 0  
 2: 0  
 3: 4  
 4: 2  
 5: 0  
 No opinion: 0

**6. I consider that this course has taken up all of the learning outcomes described in the course syllabus. If you select (1), (2), (3), or (4) please describe which learning outcome(s) has/have not been sufficiently covered.**



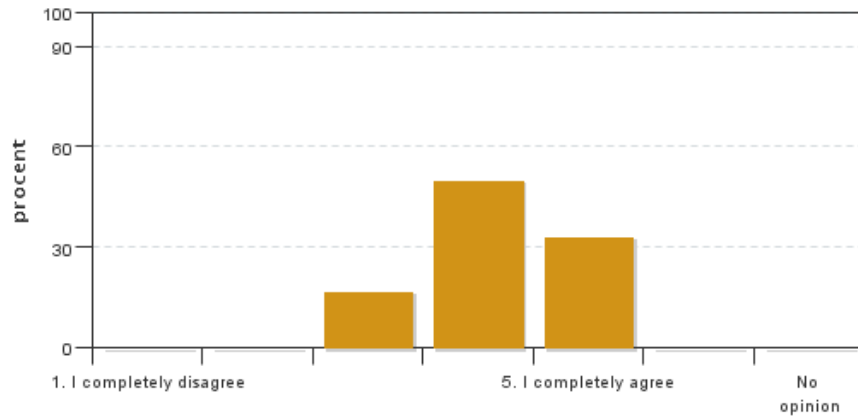
Answers: 6  
 Medel: 4,5  
 Median: 5

1: 0  
 2: 0  
 3: 1  
 4: 1



5: 4  
No opinion: 0

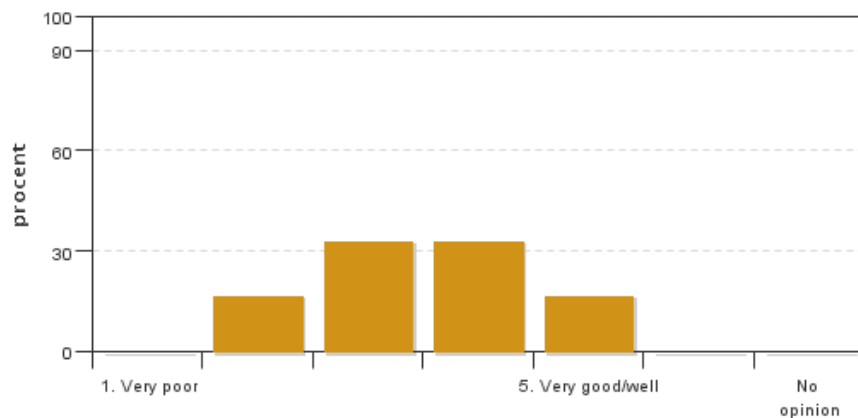
**7. The grading criteria were clear and easy to understand**



Answers: 6  
Medel: 4,2  
Median: 4

1: 0  
2: 0  
3: 1  
4: 3  
5: 2  
No opinion: 0

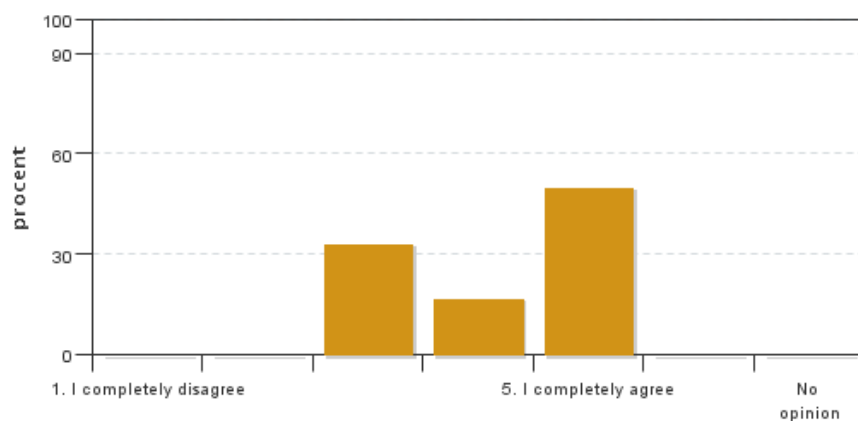
**8. I believe that the discussion climate during the course has been good**



Answers: 6  
Medel: 3,5  
Median: 3

1: 0  
2: 1  
3: 2  
4: 2  
5: 1  
No opinion: 0

**9. I believe that the necessary infrastructure, such as teaching facilities and equipment, has functioned effectively.**



Answers: 6  
Medel: 4,2  
Median: 4

1: 0  
2: 0  
3: 2  
4: 1  
5: 3  
No opinion: 0

## Course leaders comments

---

No comments from the teacher

## Student representatives comments

---

### Summary of the evaluation.

The response rate is 31% which is quite low , below is a summary of the results.

Participants in this course have on average spent 21-30 hours a week on studies including scheduled time. And the majority have experienced that they had good prior knowledge for the course . As for the information and administration associated with the course , there are different opinions but overall student have experienced the information as good, however there are also oppinions that the course website could have been more updated.

In the actual classroom the participants experience the discussion climate as good with room for questions and exchange of views. However some have felt that the teacher responds to students&apos; questions before they formulated themselves clearly . And it has given a feeling of unanswered questions.

The overall impression of the course is good and the participants felt that the course addressed all learning outcomes as stated in the syllabus and grading criteria have been clear. One have felt that the teacher have been very dedicated and keen about students to understand, and that have been

appreciated. But one have also experienced that the scope have been too large and that it has been too much information sometimes , and that the course has been greater than 7.5 credits .

Participants respond unanimously that the course&apos;s difficulty level has been good, but some have experienced a lack of a common theme in the course.